



**KARMAN**  
REPUBLIC

**KARMAN**





# THE SILENT FORCE

La natura si riprende i propri spazi, come certe piante che emergono sui marciapiedi o sulle vecchie mura.

Se non più molestate dall'incessante azione umana, dilagano.

Come in un contenzioso perenne, mai risolto, la natura è lì a sfidarci.

Una città, se improvvisamente abbandonata, dopo qualche decennio la ritroveremmo completamente invasa dagli elementi.

Scene che dovrebbero far riflettere, perché questo pianeta non appartiene soltanto a noi umani.

È un fenomeno che rappresenta un messaggio di speranza per il futuro e, nel contempo, lo stimolo per un maggior rispetto ed una maggior cura nei confronti dell'ambiente.

*Nature is taking its spaces back, just as certain plants emerging on pavements or on old walls do.*

*If no longer harassed by incessant human action, they spread like wildfire.*

*As in a perennial dispute that is never resolved, nature is there to challenge us.*

*If a city were suddenly abandoned, it would find itself completely overrun in few decades.*





*Scenes that should give us food for thought, since this planet does not belong to us humans alone.*

*A phenomenon that holds a message of hope for the future, at the same time championing greater respect and more care for the environment.*





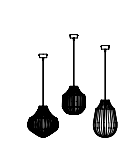


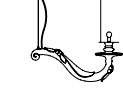
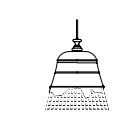
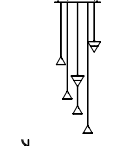
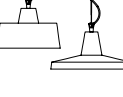

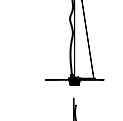
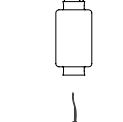
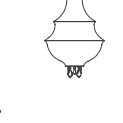
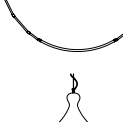

**NOVITÀ**  
NEWS

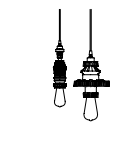

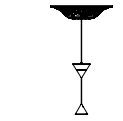
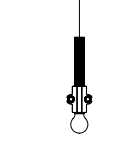
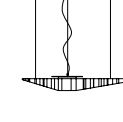
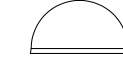
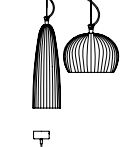
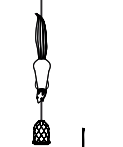

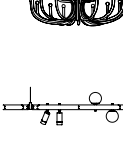
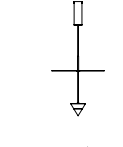
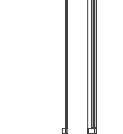

	LADY D	pag.	16
	AIRTEK ONE		36
	ATMOSPHERE		58
	TURN IT		76

**SOSPENSIONI**  
PENDANT

	24 KARATI	pag.	100
	AIRTEK ONE		36
	ALÌ E BABÀ		102
	ALIBABABY		105
	ALIBABIG		106
	AU REVOIR		108
	BAG		110
	BIBENDUM		114
	BLACK OUT		118
	BRAILLE		122
	CAPODIMONTE		124
	CELL		126
	CERAUNAVOLTA		128


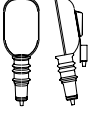


**SOSPENSIONI**  
PENDANT

	CIRCUS	pag.	132
	CUPIDO		134
	DÉJÀ-VU		138
	DÉJÀ-VU NU		140
	DOMENICA		142
	FILOMENA		360
	GANGSTER		144
	GINGER		148
	GONZAGA		152
	KIMONO		156
	LADY D		16
	LEDA		328
	LE TRULLE		158

	MEK		160
	MOBY DICK		164
	MOONBLOOM		166
	NANDO		170
	NOTREDAME		174
	PLANCTON		176
	SAHARA		178
	SHERWOOD & ROBIN		182
	SIBILLA		186
	SNOOB		190
	STANT		338
	STRALUNATA		192
	TURN IT		76







## SOSPENSIONI

PENDANT

	ULULÌ ULULÀ	pag.	196
	WORK IN PROGRESS		198
	WOW!		202
	CLOUD OF LIGHT - CLUSTER		206

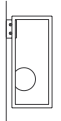

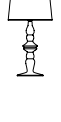











## PLAFONIERE

CEILING LAMP

	AIRTEK ONE	pag.	36
	ATMOSPHERE		58
	BRAILLE		212
	EDEN COLLECTION		214
	NOTREDAME		216
	R.O.M.A.		218

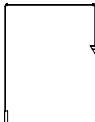

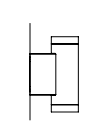
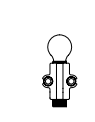

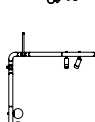






## APPLIQUE

WALL LAMP

	ABACHINA	pag.	224
	AGUA		226
	ALÌ E BABÀ		228
	ALIBABIG		230
	AMARCORD		232
	AMSTERDAM		234
	APRILE		236
	BRAILLE		238
	CAPODIMONTE		240
	CORRADO		242
	CUBANO		244
	DÉJÀ-VU		246
	DOMENICA		248
	EDEN COLLECTION		250



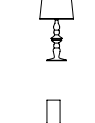
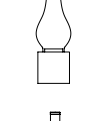
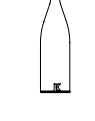



## APPLIQUE

WALL LAMP

	FILOMENA	pag.	372
	MARNÌN		252
	MOVIDA		254
	NANDO		258
	NOTREDAME		260
	STANT		358
	TI VEDO		264
	TURN IT		76
	UGO RILLA		266
	UMARELL		270
	VA-LENTINA		272
	WORK IN PROGRESS		274

## TAVOLO

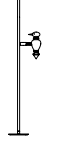

TABLE LAMP


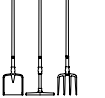

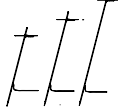
	AGUA	pag.	278
	ALÌ E BABÀ		280
	ALIBABABY		280
	AMARCORD		282
	BACCO		284
	BAG		288
	BRAILLE		290
	TI VEDO		292




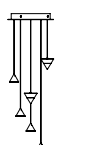

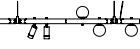
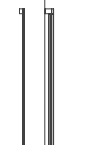
**PIANTANE - TERRA**

FLOOR LAMP

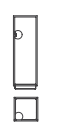








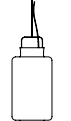


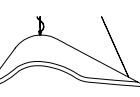

	ABACHINA	pag.	296
	ACCIPICCIO		298
	ALIBABIG		302
	ALÌ E BABÀ		304
	ATMOSPHERE		58
	BAG		306
	BLACK OUT		308
	CELL		310
	CUPIDO		314
	DON'T TOUCH		316
	FILOMENA		374
	FIREMAN		318
	LADY D		16






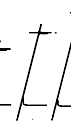
	LEDA	pag.	330
	TOBIA		320
	ULULÌ ULULÀ		322
	XANA		324

**SISTEMI**

	AIRTEK ONE	pag.	36
	FILOMENA		360
	LEDA		328
	STANT		338
	TURN IT		76

**OUTDOOR**

	ABACHINA	pag.	380
	AGUA		386
	ALIBABIG		388
	ATMOSPHERE		58
	BLACK OUT		394
	CELL		396
	DON'T TOUCH		400
	GINGER		404
	GONZAGA		406
	KIMONO		408
	LADY D		16
	LEDA		412
	MOBY DICK		416
	MOVIDA		418

	NILO		420
	PLANCTON		426
	POIS		428
	TOBIA		432
	ULULÌ ULULÀ		434
	XANA		436

# DESIGNERS



## EDMONDO TESTAGUZZA

"Questo lavoro è la mia grande passione: mi ha dato l'opportunità di ricercare affinché potessi creare la suggestione attraverso l'uso delle forme, della materia e della divina luce.

Penso al bello come fine ultimo perché solo la sana bellezza mi appaga totalmente.

Ho conosciuto persone appassionate che hanno condiviso con me parte di questo percorso.

Persone dalle quali ho appreso molto.

Forse è questo il dono più grande."

*"My work is my passion. It's given me the opportunity to study and create inspiration from form, matter, and divine light.*

*I see beauty as the end goal because only beauty that does good satisfies me.*

*I've met passionate people who've joined me on this journey.*

*People from whom I've learned a lot.*

*Perhaps they are my greatest gift."*

## MATTEO UGOLINI

"Ogni mio progetto di luce vuole essere un racconto che non ha bisogno di essere narrato con parole. Osservandolo deve fare riemergere un ricordo, un'emozione, anche se diversa dalla mia.

La mente non crea nulla che non sia stato vissuto. E' uno scrigno che racchiude forme, colori, esperienze visive fatte nel corso della propria esistenza. E le mie creazioni non sono altro che specchio delle mie."

*"Every single lighting project hopes to tell a story without words. Admiring my designs should trigger a memory or an emotion, even if different from my own.*

*The mind does not create anything that it has not already experienced. It is a treasure-chest of shapes, colours, and visual experiences collected throughout its existence. And my creations are nothing more than a mirror of mine."*





## PAOLA NAVONE

"La magia della luce e la trasparenza del vetro, la sua essenza naturale e la sua storia millenaria. Quando contiene la luce il vetro si anima, diventa espressivo, raccontando in modi sempre diversi la sua cangiante bellezza."

*"The magic of light and the transparency of glass, its natural essence and its age-old history. When gifted light, glass comes alive and becomes expressive, exuding its iridescent beauty in infinite ways."*



©Giovanni Gastel



## LUCA DE BONA & DARIO DE MEO

"Ci piace da sempre definire il nostro metodo progettuale come un Hic et nunc. Questa locuzione latina rappresenta appieno il nostro approccio che non segue regole precise, ma è figlio del momento, rispecchia uno stato d'animo, la condizione sociale, l'attualità del presente inteso come fotogramma istantaneo, tensione al futuro e nostalgia del passato."

*"We like to define our method as hic et nunc. This Latin phrase encapsulates our approach. We don't follow a strict set of rules; our approach is a product of its time. It reflects a state of mind, a social condition, and the present moment understood as a snapshot in time, a push towards the future, and the pull of nostalgia."*



## MARC SADLER

"La progettazione nel settore dell'illuminotecnica è al top quando mi è permesso dare riconoscibilità estetica alla luce senza dimenticare la razionalità intrinseca dei prodotti, che devono essere efficienti in funzione e belli anche quando spenti. Per arrivarci serve un tandem di professionalità, divertente ed efficace allo stesso tempo."

*"The lighting sector is at its best when it allows me to inject aesthetic identifiability into my designs without forgetting the importance of intrinsic rationality. The products we design must be functional and beautiful, even when switched off. Achieving this balance requires professionalism that is both fun and functional at the same time."*



## BALDESSARI E BALDESSARI

"Ci piace un design sobrio, non "chiassoso", se ci riesce "elegante", che duri nel tempo. Ci piace esprimerci con materiali naturali che coniugano la tradizione con la contemporaneità, tenendo alta la nostra curiosità, per cercare di tessere un filo continuo che ci permetta più sguardi possibili."

*"We prefer understated design over "noise". Design should be "elegant" and stand the test of time. We like to express ourselves with natural materials that combine tradition and modernity, piquing our interest, in an attempt to weave an uninterrupted thread that gifts us as many glances as possible."*





## GIORGIO BISCARO

Un allievo domandò al suo maestro: "Come posso diventare un bravo designer?"

Lui rispose: "Quanto è comoda una sedia quando nessuno vi è seduto?"

*A student asked his Master "How can I become a good designer?"*

*The Master answered "How much comfortable a chair is, when no one is seated on it?"*



## ROCCO ESTE

La luce incontrando le tenebre, parafrasando Goethe, genera colori. La luce, in tutte le sue connotazioni, ci circonda. Penso sia la cosa più naturale dedicarle il mio lavoro, la mia arte. La luce, innanzitutto, merita rispetto. Voglio che essa sia la vera protagonista nella sua semplicità. Plasmare e donare la linearità e la pulizia che le appartengono. La luce diventa, finalmente, parte integrante dell'architettura. Pilastro di ogni nostra creazione.

*To paraphrase Goethe, by meeting darkness, light produces colour. Light in all its forms is all around us. I think it is the most natural thing in the world to dedicate my work, my art, to light. First and foremost, light deserves respect. I want it to be the true focal point, in all its simplicity. To mould it and give it the linearity and cleanness that belong to it. Finally, light has become an integral part of architecture. A mainstay of everything we create.*



## STEFANO BIZZARRI & CLAUDIO CINTI

"Parliamo di "ispirazione olistica", per cui ogni nostro progetto è identificato come unità multidimensionale, come fusione dei sistemi di riferimento: passato, presente e futuro, ovvero sintesi perfetta di esperienza e vissuto, di ricerca e sperimentazione, unite ad una predisposizione all'innovazione. Il progetto come un unicuum, come un intero che racchiude l'essenza del tempo."

*"We focus on holistic inspiration. All of our projects are intended as multi-dimensional units, as the coming together of different points of reference from the past, present, and future. Our projects are the perfect combination of experience, research, innovation, and a life lived. Our designs are unique and encapsulate the essence of time. "*



# LADY D

design matteo ugolini





# Lady D

design matteo ugolini

Materiale anticonformista che preserva l'eleganza e la classe di un lampadario di cristallo, così come la principessa del Galles, di alto lignaggio ma dai modi semplici e sinceri.

La forma del diffusore è un corpo di vetroresina bianca che esalta la silhouette della collezione da cui nella versione sospensione pendono gocce di cristallo.

La versione da terra non ha i pendagli in cristallo e si sposta grazie ad un anello sulla cima del diffusore.

*A hanging lamp in a unconventional material that retains all the elegance and class of a crystal chandelier, just like the Princess of Wales, of high lineage but with a simple, sincere demeanour.*

*The white fiberglass diffuser shape enhances the collection silhouette from which crystal drops hang in the pendant version.*

*The floor version, without the crystal drops, can be moved thanks to a ring on the top of the diffuser.*



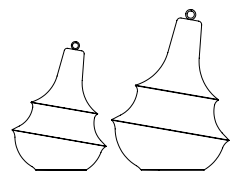




Struttura in vetroresina bianca opaca  
Structure in matt white fiberglass

**HP304PBINT**  
cm Ø47 H66

**HP304GBINT**  
cm Ø65 H89



lampada da terra / floor lamp  
lx max 18W E27

Versioni disponibili: SOSPENSIONE / TERRA / OUTDOOR  
Available versions: PENDANT / FLOOR / OUTDOOR



**LADY D**  
design  
matteo ugolini



**LADY D**  
design  
matteo ugolini



Struttura in vetroresina bianca opaca  
Structure in matt white fiberglass


**SE304PBINT**  
cm Ø48 H78

**SE304GBINT**  
cm Ø66 H107

sospensione/pendant  
lx max 18W E27







LADY D  
design  
matteo ugolini



## LADY D

design  
matteo ugolini

Struttura in vetroresina bianca opaca  
*Structure in matt white fiberglass*


**SE304PBINT**  
cm Ø48 H78

**SE304GBINT**  
cm Ø66 H107

sospensione/pendant  
lx max 18W E27







LADY D  
design  
matteo ugolini



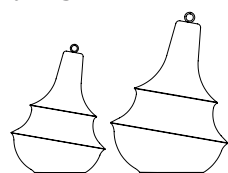


Struttura in vetroresina bianca opaca  
Structure in matt white fiberglass

**HP304PBEXT**  
cm Ø47 H66

**HP304GBEXT**  
cm Ø65 H89

Lampada da terra / floor lamp  
1x max 18W E27  
IP55




Struttura in vetroresina bianca opaca  
Structure in matt white fiberglass

**SE304PBEXT**  
cm Ø48 H78

**SE304GBEXT**  
cm Ø66 H107

sospensione/pendant  
1x max 18W E27  
IP55





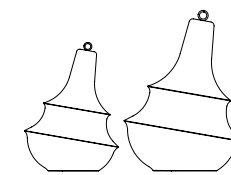
**LADY D**  
design  
matteo ugolini



Struttura in vetroresina bianca opaca  
Structure in matt white fiberglass

**HP304PBEXT**  
cm Ø47 H66

**HP304GBEXT**  
cm Ø65 H89



Lampada da terra / floor lamp  
lx max 18W E27  
IP55





**LADY D**  
design  
matteo ugolini



# AIRTEK ONE

design edmondo testaguzza



# Airtek One

design edmondo testaguzza

Dopo Stant, prosegue la mia personale ricerca finalizzata alla definizione di una dimensione poetica, nel contesto delle tecnologie dei sistemi d'illuminazione: la bellezza insita nella meccanica della macchina strutturale e la sottile tensione che si avverte lungo i filanti e brillanti profili in alluminio ne sono dimostrazione.

È un'estetica del costruire per pura sottrazione.

L'idea di una luce liberata da vincoli di ogni sorta: pura, essenziale, estremamente funzionale, in grado di articolarsi liberamente nello spazio.

*After Stant, my personal research aimed at defining a poetic dimension continues, in the context of light system technologies: the beauty inherent in the mechanics of the structural machine and the subtle tension perceivable along the wires and the shiny aluminum profiles are proof of this.*

*It is an aesthetic of construction by pure subtraction.*

*The idea of a light freed from all kinds of constraints: pure, essential, extremely functional, and able to articulate itself freely in the space.*





Faretto in alluminio anodizzato semi-lucido o nero opaco  
Spotlight in semi-glossy or matt black aluminum



**AC303T3F19** (semi- lucido - semi glossy)  
**AC303N3F19** (nero opaco - matt black)  
3x3 cm h 12,5 cm

24v 2,9W 351 lumen CRI>90  
Angolo di apertura / beam 19°  
non dimmerabile - not dimmable



## AIRTEK ONE

design  
edmondo testaguzza





**AIRTEK ONE**  
design  
edmondo testaguzza



Struttura in alluminio anodizzato semi-lucido o nero opaco  
*Structure in semi-glossy or matt black anodised aluminum*

Possibilità di creare composizioni custom.  
*Available as custom compositions.*

17W/m 2000 Lumen/m, 3000K, CRI>90

Faretti disponibili in alluminio anodizzato semi-lucido o nero opaco  
*Available spotlight in semi-glossy or matt black aluminum*

Versioni disponibili: SOSPENSIONE / SOFFITTO  
*Available versions: PENDANT / CEILING*





**AIRTEK ONE**  
design  
edmondo testaguzza







**AIRTEK ONE**  
design  
edmondo testaguzza

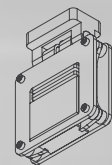






Faretto in alluminio anodizzato semi-lucido o nero opaco  
 Spotlight in semi-glossy or matt black aluminum

**AC303T2F40** (semi-lucido - semi glossy)  
**AC303N2F40** (nero opaco - matt black)  
 8x2,5 cm h 10 cm



24v 4,4W 523 lumen CRI>90  
 Angolo di apertura / beam 40°  
 Angoli di apertura disponibili / available beam 6° - 25°  
 non dimmerabile - not dimmable

**AIRTEK ONE**  
 design  
 edmondo testaguzza











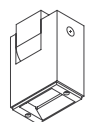
**AIRTEK ONE**  
design  
edmondo testaguzza





Faretto in alluminio anodizzato semi-lucido o nero opaco  
 Spotlight in semi-glossy or matt black aluminum

**AC3031F40** (semi-lucido - semi glossy)  
**AC3031F40** (nero opaco - matt black)  
 3x5 cm h 8 cm




24v 3W 373 lumen CRI>90  
 Angolo di apertura / beam 40°  
 Angoli di apertura disponibili / available beam 6° - 25°  
 non dimmerabile - not dimmable







**AIRTEK ONE**  
design  
edmondo testaguzza





# ATMOSPHERE

design matteo ugolini

NEWS





# Atmosphere

design matteo ugolini

A OGNI SINGOLO FILO D'ERBA  
È DESTINATA ALMENO UNA GOCCIA DI RUGIADA.

(PROVERBIO CINESE)

Un filo d'erba con una goccia di rugiada, una sfera riflettente in perfetto equilibrio sulla sommità.

Il filo d'erba oscilla al vento, ma la goccia resta al suo posto: questa l'ispirazione di Matteo Ugolini per la lampada outdoor/indoor da terra "Atmosphere", semplicemente soffermandosi a osservare i fenomeni della natura.

FOR EACH BLADE OF GRASS  
THERE IS AT LEAST ONE DROP OF DEW.

(CHINESE PROVERB)

*A blade of grass with a drop of dew, a reflective sphere perfectly balanced on the top.*

*The blade of grass sways in the wind, but the dewdrop remains in place. This is Matteo Ugolini's inspiration for the "Atmosphere" outdoor/indoor floor lamp: simply stopping to watch the wonders of nature.*

*The blade of grass, of different heights, is a knurled metal bar painted white, resting on a square metal base, while the dewdrop is a luminous spherical element in PVC.*



## ATMOSPHERE

design  
matteo ugolini

Struttura in fibra di vetro nero opaco e sfera in PMMA, basamento in acciaio inossidabile.  
Structure in matt black glass fiber and PMMA sphere, stainless steel base

**HP302ANINT**  
h 350 cm Ø 40 cm

**HP302BNINT**  
h 260 cm Ø 40 cm

**HP302CNINT**  
h 178 cm Ø 30 cm

lampada terra  
floor lamp  
1X MAX 18W E27





**ATMOSPHERE**

design  
marco ugolini





**ATMOSPHERE**

design  
matteo ugolini




Struttura in fibra di vetro  
bianco opaco e sfera in  
PMMA, basamento in  
acciaio  
Structure in matt white  
glass fiber, sphere in  
PMMA, steel basement

**HP302ABINT**  
h 350 cm Ø 40 cm

**HP302BBINT**  
h 260 cm Ø 40 cm

**HP302CBINT**  
h 178 cm Ø 30 cm

lampada terra  
floor lamp  
1X MAX 18W E27








## ATMOSPHERE

design  
matteo ugolini



Struttura in fibra di vetro  
e sfera in PMMA.  
*Structure in glass fiber  
and PMMA sphere.*

**PL302CBEXT** (bianco opaco/matt white)  
**PL302CNEXT** (nero opaco/matt black)  
h 178 cm  
1X MAX 18W E27  
IP 44

Versioni disponibili:  
TERRA / SOFFITTO / OUTDOOR  
*Available versions:*  
FLOOR / CEILING / OUTDOOR







**ATMOSPHERE**  
design matteo ugolini

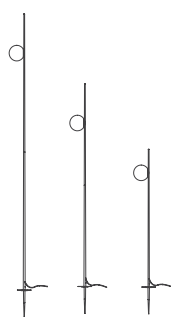
Struttura in fibra di vetro bianco opaco e sfera in PMMA  
Structure in matt white glass fiber and PMMA sphere

**HP302DBEXT**  
h 355 cm

**HP302EBEXT**  
h 260 cm

**HP302FBEXT**  
h 178 cm

1X MAX 18W E27  
picchetto / stake  
IP55

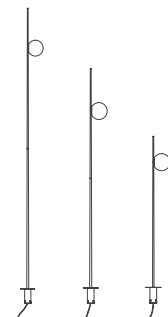


**HP302GBEXT**  
h 355 cm


**HP302HBEXT**  
h 260 cm

**HP302LBEXT**  
h 178 cm


1X MAX 18W E27  
attacco a terra  
ground fastening  
IP55



**ATMOSPHERE**  
design  
matteo ugolini

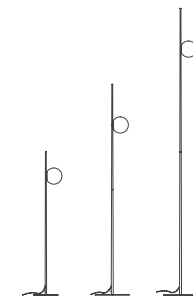






## ATMOSPHERE

design  
matteo ugolini



Struttura in fibra di vetro e sfera in PMMA, basamento in acciaio  
*structure in glass fiber, sphere in PMMA, steel basement*

**HP302ABEXT** (bianco opaco/matt white)  
**HP302ANEXT** (nero opaco/matt black)  
h 355 cm Ø 40 cm

**HP302BBEXT** (bianco opaco/matt white)  
**HP302BNEXT** (nero opaco/matt black)  
h 260 cm Ø 40 cm

**HP302CBEXT** (bianco opaco/matt white)  
**HP302CNEXT** (nero opaco/matt black)  
h 178 cm Ø 30 cm

IX MAX 18W E27  
IP55







**ATMOSPHERE**

design  
matteo ugolini



# ATMOSPHERE

design  
matteo ugolini



## ATMOSPHERE

design  
matteo ugolini

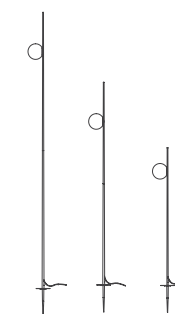
Struttura in fibra di vetro nero opaco e sfera in PMMA  
Structure in matt black glass fiber and PMMA sphere

**HP302DNEXT**  
h 355 cm

**HP302ENEXT**  
h 260 cm

**HP302FNEXT**  
h 178 cm

1X MAX 18W E27  
picchetto / stake  
IP55

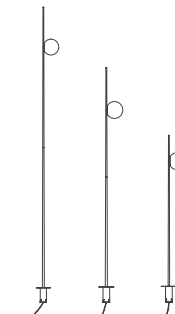


**HP302GNEXT**  
h 355 cm

**HP302HNEXT**  
h 260 cm

**HP302LNEXT**  
h 178 cm

1X MAX 18W E27  
attacco a terra /  
ground fastening  
IP55





# TURN IT

design rocco este

E' la luce la sola protagonista della collezione Turn it, per favorire la massima integrazione della luce nell'architettura e nello spazio.

Una lama affilata, una linea unificante.

Un raggio sospeso a legare le pareti in un connubio.

Ogni profilo porta e avvolge la lineare barra luminosa strip led. Grazie a un meccanismo semplice e intuitivo, la barra, ruotando sue due perni alle estremità nella versione a parete, disegna differenti configurazioni di luce, diretta o riflessa, nello spazio.

*Light is the only protagonist of the Turn It collection, promoting a seamless integration of light in architecture and space.*

*A sharp blade, a joining line. A suspended beam, bonding the walls.*

*Every profile carries and surrounds the strip LED linear light bar. With a simple, intuitive mechanism, the bar rotates onto two end pivots, in the wall-mounted version, and draws different direct or reflected light configurations in the surrounding space.*







**TURN IT**  
design  
rocco este

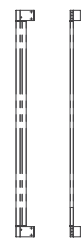




Struttura in alluminio verniciato nero o bianco opaco  
*Matt black or matt white painted aluminum structure*

Versioni disponibili: SOSPENSIONE / PARETE  
*Available versions: PENDANT / WALL*

**AP305B1INT** (bianco/white)  
**AP305N1INT** (nero/black)  
 applique / wall lamp  
 L. 150cm - 21W 2475 lumen  
 CRI>90



**TURN IT**  
 design  
 rocco este





Un elemento continuo, singolo o modulare, orizzontale o verticale.  
La struttura a sospensione è modulare e componibile secondo varie combinazioni grazie a giunti angolari e lineari, oltre la possibilità di inserire faretti dal basso, grazie a un sistema a scorrimento, all'interno del profilo.

Con più elementi di Turn It si possono creare innumerevoli configurazioni per ogni esigenza progettuale.

*A continuous, single or modular, horizontal or vertical element.*

*The suspension structure is modular and can be composed according to different combinations, with angle or linear joints. Also, floodlights can be added, through a sliding system inside the profile.*

*Different Turn It elements can be combined to create endless combinations, for any interior design project.*



**TURN IT**  
design  
rocco este



## TURN IT

design  
rocco este

Struttura componibile in alluminio verniciato  
nero o bianco opaco  
*Modular structure in paint matt black  
or white aluminum*

14W/m 1650 lumen/m  
3000K 24V CRI>90

Faretti disponibili in alluminio verniciato nero  
o bianco opaco  
*Available spotlight in matt black or matt  
white aluminum*







**TURN IT**  
design  
rocco este







**TURN IT**  
design  
rocco este







**TURN IT**  
design  
rocco este

NEWS





**TURN IT**  
design  
rocco este

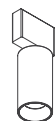






Faretto in alluminio verniciato nero o bianco opaco  
*Spotlight in white or matt black painted aluminum*

**AC305BBF50** (bianco opaco - *matt white*)  
**AC305NNF50** (nero opaco - *matt black*)  
 Ø3 cm h 10 cm



24v 4,5W 400 lumen CRI>93  
 Angolo di apertura / *beam 50°*  
 Angoli di apertura disponibili / *available beam 36°*  
 non dimmerabile - *not dimmable*




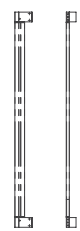




Struttura in alluminio verniciato nero o bianco opaco  
*Matt black or matt white painted aluminum structure*

**AP305B2INT** (bianco opaco/matt white)  
**AP305N2INT** (nero opaco/matt black)  
 applique / wall lamp

L. 200cm - 28W 3300 lumen  
 CRI>90





REZEN

THAN

*Sospensione*



# 24 KARATI

design matteo ugolini



Struttura in vetro trasparente.  
Structure in clear glass.



**SE104 1G INT**  
(paglierino/pale yellow)  
**SE104 1F INT** (fumé/smoked)  
sospensione / pendant  
cm 38x24 h. 54  
1 x max 70W E27



**SE113 1G INT**  
(paglierino/pale yellow)  
**SE113 1F INT** (fumé/smoked)  
sospensione / pendant  
cm ø 28 p. 16  
1 x max 70W E27





# ALÌ E BABÀ

design matteo ugolini





## ALÌ E BABÀ

design  
matteo ugolini

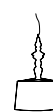
Struttura in ceramica bianca lucida e paralume in lino bianco.  
*Structure in glossy white ceramic and shade in white linen.*



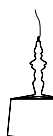
**SE623BS**  
sospensione / pendant  
cm Ø 25 h 65  
1 x max 52W E27



**SE619BS**  
sospensione / pendant  
cm Ø 35 h 95  
1 x max 70W E27



**SE622BS**  
sospensione / pendant  
cm Ø 30 h 65  
1 x max 52W E27



**SE618BS**  
sospensione / pendant  
cm Ø 50 h 78  
1 x max 70W E27

Versioni disponibili:  
APPLIQUE / SOSPENSIONE / PIANTANA  
TERRA / TAVOLO / OUTDOOR  
Available versions:  
WALL LAMP / PENDANT / FLOOR LAMP /  
TABLE LAMP / OUTDOOR



## ALIBABABY

design matteo ugolini

Struttura e paralume in ceramica bianca lucida.  
*Structure and shade in glossy white ceramic.*



**SE1017BC**  
sospensione / pendant  
cm Ø 16 h 44  
1 x max 52W E27

Versioni disponibili: SOSPENSIONE / TAVOLO  
Available versions: PENDANT / TABLE LAMP



# ALIBABIG

design matteo ugolini



Struttura in vetroresina.  
Structure in fiberglass.



**SE617V-INT**

sospensione / pendant

cm ø 40 h. 110

1 x max 105W (sotto/down) + 1 x 42W (sopra/up) E27



**SE616V-INT**

sospensione / pendant

cm ø 50 h. 110

1 x max 105W (sotto/down) + 1 x 42W (sopra/up) E27

Versioni disponibili: APPLIQUE / SOSPENSIONE / PIANTANA TERRA / OUTDOOR  
Available versions: WALL LAMP / PENDANT / FLOOR LAMP / OUTDOOR




# AU REVOIR

design matteo ugolini



**SE110 AB INT**  
sospensione / pendant  
cm 122 h. 190  
11 x max 42W E14




**SE110 BB INT**  
sospensione / pendant  
cm 122 h. 190  
5 x max 42W E14

Struttura in vetro bianco opalino incamiciato, componibile.  
Structure in white opal glass in triple layer modular.



# BAG

design baldessari e baldessari



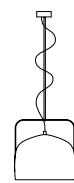




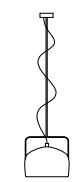
## BAG

design  
baldessari e baldessari

Struttura in ceramica liscia lucida e  
manico in metallo verniciato grigio.  
*Structure in smooth glossy ceramic  
and handle in grey metal.*

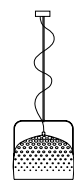


**SE154 AB INT** (bianca/white)  
**SE154 AR INT** (bronzo/bronze)  
sospensione  
*pendant*  
cm Ø32 x h 32  
1 x max 77W E27

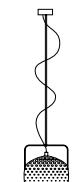


**SE154 CB INT** (bianca/white)  
**SE154 CR INT** (bronzo/bronze)  
sospensione  
*pendant*  
cm Ø21 x h 20  
1 x max 53W E27

Struttura in ceramica lucida con texture  
e manico in metallo verniciato grigio.  
*Structure in glossy ceramic with texture  
and handle in grey metal.*



**SE154 BB INT** (bianca/white)  
**SE154 BR INT** (bronzo/bronze)  
sospensione  
*pendant*  
cm Ø32 x h 32  
1 x max 77W E27



**SE154 DB INT** (bianca/white)  
**SE154 DR INT** (bronzo/bronze)  
sospensione  
*pendant*  
cm Ø21 x h 20  
1 x max 53W E27

Versioni disponibili:  
SOSPENSIONE / TAVOLO / PIANTANA TERRA  
*Available versions:*  
PENDANT / TABLE LAMP / FLOOR LAMP





# BIBENDUM



# D U M

## **Bibendum**

design paola navone

Bibendum è una piccola magia luminosa. La magia che accade quando da una tradizione artigianale prende vita un oggetto inaspettato e divertente, capace di rendere un po' speciale la vita di ogni giorno.

*Bibendum is a trick of lighting magic – the magic that happens when a handcrafted tradition gives rise to an unexpected, fun object, capable of making everyday life a little bit special.*



## BIBENDUM

design  
paola navone



Diffusore in vetro.  
Shade in glass.



**SE198 AV INT** (trasparente/clear) 2700K  
**SE198 AE INT** (bianco/white) 2700K  
**SE198 AT INT** (trasparente/clear) 3000K  
**SE198 AD INT** (bianco/white) 3000K  
sospensione / pendant  
cm Ø15 h 18  
LED 1x5W 500 lumen, CRI ≥ 80



**SE198 CV INT** (trasparente/clear) 2700K  
**SE198 CE INT** (bianco/white) 2700K  
**SE198 CT INT** (trasparente/clear) 3000K  
**SE198 CD INT** (bianco/white) 3000K  
sospensione / pendant  
cm Ø30 h 35  
LED 1x17W 1700 lumen, CRI ≥ 80



**SE198 BV INT** (trasparente/clear) 2700K  
**SE198 BE INT** (bianco/white) 2700K  
**SE198 BT INT** (trasparente/clear) 3000K  
**SE198 BD INT** (bianco/white) 3000K  
sospensione / pendant  
cm Ø35 h 25  
LED 1x17W 1700 lumen, CRI ≥ 80



# BLACK OUT

design matteo ugolini







## BLACK OUT

design matteo ugolini

Struttura in filamento di vetroresina.  
Structure in painted fiberglass.



**SE101 1B INT** (bianco/white)  
**SE101 1N INT** (nera opaca/matt black)  
sospensione / pendant  
cm ø 35 h. 40  
1 x max 53W E27



**SE101 2B INT** (bianco/white)  
**SE101 2N INT** (nera opaca/matt black)  
sospensione / pendant  
cm ø 50 h. 60  
3 x max 53W E27

portacandele in ceramica  
ceramic candle-holder



**AC101 1B INT** (bianco/white)  
**AC101 1N INT** (nero/black)

Versioni disponibili: SOSPENSIONE / PIANTANA TERRA / OUTDOOR  
Available versions: PENDANT / FLOOR LAMP / OUTDOOR



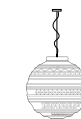




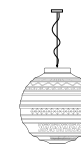
# BRAILLE

design matteo ugolini

Struttura in vetro bianco satinato.  
Structure in white frosted glass.



**SE144 1B INT**  
sospensione / pendant  
cm Ø25 x h.25  
1 x max 46W, E14



**SE144 2B INT**  
sospensione / pendant  
cm Ø40 x h.38  
1 x max 105W, E27

Versioni disponibili: TAVOLO / SOSPENSIONE / PLAFONIERA  
Available versions: TABLE LAMP / PENDANT / CEILING LAMP



# CAPODIMONTE

design matteo ugolini



Struttura in ceramica bianca.  
Structure in white ceramic.

**SE129 1B INT**  
sospensione  
pendant  
cm h. 26 ø 6  
1 x max 20W GU10

Versioni disponibili: APPLIQUE / SOSPENSIONE  
Available versions: WALL LAMP / PENDANT



SOSPENSIONI | PENDANT



# CELL

design matteo ugolini



Struttura in filo metallico, paralume in lino bianco.  
Structure in metallic thread, shade in white linen.

**SE614B** (bianco/white)  
**SE614 CM INT** (bronzo/bronze)  
sospensione / pendant  
cm Ø 36 h. 58 + h. 29  
1 x max 42W E27



**SE615B** (bianco/white)  
**SE615 DM INT** (bronzo/bronze)  
sospensione / pendant  
cm Ø 55 h. 88 + h. 41  
1 x max 52W E27



**SE612B** (bianco/white)  
**SE612 AM INT** (bronzo/bronze)  
sospensione / pendant  
cm Ø 57 h. 59 + h. 29  
1 x max 52W E27



**SE613B** (bianco/white)  
**SE613 BM INT** (bronzo/bronze)  
sospensione / pendant  
cm Ø 84 h. 89 + h. 41  
1 x max 52W E27

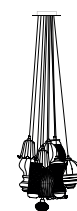





# CERAUNAVOLTA

design matteo ugolini & edmondo testaguzza

Struttura in vetro soffiato.  
Structure in blown glass.



**SE134 2T 00A** (tiffany)  
**SE134 2S 00A** (trasparente/clear)  
composizione multipla 12 vetri  
multiple configuration 12  
accessories  
sospensione / pendant  
cm ø 45  
3 x max 20W LED



**SE134 3T 00C** (tiffany)  
**SE134 3S 00C** (trasparente/clear)  
composizione multipla 17 vetri  
multiple configuration 17  
accessories  
sospensione / pendant  
cm ø 55  
3 x max 20W LED



**SE134 1T 00D** (tiffany)  
**SE134 1S 00D** (trasparente/clear)  
composizione multipla 22 vetri  
multiple configuration 22  
accessories  
sospensione / pendant  
cm ø 60  
4 x max 20W LED










## CERAUNAVOLTA

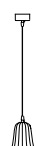
design  
matteo ugolini  
edmondo testaguzza


Struttura in vetro soffiato.  
*Structure in blown glass.*


 **SE135 5T INT** (tiffany)  
**SE135 5S INT**  
(trasparente/clear)  
sospensione / *pendant*  
cm ø 20 h. 23,5  
1 x max 33W G9

 **SE135 3T INT** (tiffany)  
**SE135 3S INT**  
(trasparente/clear)  
sospensione / *pendant*  
cm ø 13,5 h. 18  
1 x max 33W G9

 **SE135 1T INT** (tiffany)  
**SE135 1S INT**  
(trasparente/clear)  
sospensione / *pendant*  
cm ø 14,5 h. 17  
1 x max 33W G9

 **SE134 3T INT** (tiffany)  
**SE134 3S INT**  
(trasparente/clear)  
sospensione / *pendant*  
cm ø 13 h. 12,5  
1 x max 33W G9

 **SE134 4T INT** (tiffany)  
**SE134 4S INT**  
(trasparente/clear)  
sospensione / *pendant*  
cm ø 15 h. 17  
1 x max 33W G9

 **SE134 5T INT** (tiffany)  
**SE134 5S INT**  
(trasparente/clear)  
sospensione / *pendant*  
cm ø 16 h. 12,5  
1 x max 33W G9





# CIRCUS

design matteo ugolini & edmondo testaguzza



Diffusore in vetro bianco in filigrana.  
Shade in filigree white glass.



**SE258 AB INT**  
sospensione  
pendant  
cm Ø32 x h 32  
1 x max 105W E27



**SE258 BB INT**  
sospensione  
pendant  
cm Ø24 x h 29  
1 x max 105W E27



**SE258 CB INT**  
sospensione  
pendant  
cm Ø24 x h 37  
1 x max 105W E27





# CUPIDO

design matteo ugolini

Un progetto che nasce con l'intento di far "innamorare". Prende forma così Cupido, una lunga e minimale barra di luce a led che trafigge un paralume in tessuto.

*A project originating with the intention of making two different worlds "fall in love". This has given rise to Cupido, a long, minimal bar of led light piercing a fabric lampshade.*







## CUPIDO

design  
matteo ugolini



Struttura in alluminio nero opaco.  
*Structure in matt black aluminium.*

 **SE194 A1 INT**  
sospensione / pendant  
cm Ø2.5 l. 99  
strip LED 2x18W 3920 lumen  
bianco dinamico con app / *tunable white by app*  
2700-5000K CRI ≥ 90

 **SE194 B1 INT**  
sospensione / pendant  
cm Ø2.5 l. 149  
strip LED 2x26W 5880 lumen  
bianco dinamico con app / *tunable white by app*  
2700-5000K CRI ≥ 90


Accessorio sospensione in cotone antracite.  
*Optional for pendant in charcoal cotton.*


 **AC184 AB INT**  
(stampato / *printed*)  
cm Ø23 h. 24

 **AC184 AC INT**  
(non stampato / *not printed*)  
cm Ø23 h. 24



Diffusore in cotone antracite con stampa interna.  
*Shade in charcoal cotton with inner print.*

 **SE194 CD INT**  
sospensione  
pendant  
cm Ø26 h 24  
1 x max 50W E27

 **SE194 DD INT**  
sospensione  
pendant  
cm Ø40 h 42  
1 x max 105W E27

Versioni disponibili: PIANTANA TERRA  
*Available versions: FLOOR LAMP*





# DÉJÀ-VU

design matteo ugolini



Struttura in ceramica bianca, paralume in lino bianco.  
Structure in white ceramic, shade in white linen.

 **SE627-45B** (lucido/glossy)  
**SE117 3B INT** (opaco/matt)  
sospensione / pendant  
cm 45 x 18 x h 32  
1 x max 105W E27

 **SE627-60B** (lucido/glossy)  
**SE117 4B INT** (opaco/matt)  
sospensione / pendant  
cm 60 x 25 x h 45  
1 x max 105W E27

**SR014 3B INT**  
rosone in metallo per  
composizione singola  
ceiling cup for single pendant

**SR034 1B INT**  
rosone in metallo per  
composizione multipla  
ceiling cup for multiple  
configuration

Versioni disponibili: SOSPENSIONE / APPLIQUE  
Available versions: PENDANT / WALL LAMP



# DÉJÀ-VU NU

design matteo ugolini



Struttura in ceramica bianca opaca.  
Structure in matt white ceramic.



**SE117 1B INT**  
sospensione / pendant  
cm b.42 p.12 h.25  
1 x max 42W E14



**SE117 2B INT**  
sospensione / pendant  
cm b.60 p.17 h.32  
1 x max 42W E14

**SR014 3B INT**  
rosone in metallo per composizione singola  
ceiling cup for single pendant

**SR034 1B INT**  
rosone in metallo per composizione multipla  
ceiling cup for multiple configuration



# DOMENICA

design luca de bona & dario de meo

Come un giorno di festa rompe la monotonia, oltrepassa la materia, esplode nello spazio propagandosi come una melodia.

*Like a feast day breaks up the monotony, goes beyond the matter, explodes in the space spreading like a melody.*



Struttura in gesso bianco e rete metallica.  
Structure in white plaster and wire netting.



(bianco/white) **SE102 1B INT**  
(oro/gold) **SE102 1O INT**  
sospensione / pendant  
cm ø 35 h. 39  
1 x max 70W E27



(bianco/white) **SE102 2B INT**  
(oro/gold) **SE102 2O INT**  
sospensione / pendant  
cm ø 50 h. 56  
1 x max 70W E27

Versioni disponibili: APPLIQUE / SOSPENSIONE  
Available versions: WALL LAMP / PENDANT



# GANG

# S T E R



## Gangster

design matteo ugolini

Una gang di forme pure e semplici si aggira vestita completamente di bianco, tranne il suo leader che è anche foderato di bronzo; essa mira a portare luce morbida nei tuoi spazi...

*A gang of pure and simple shapes roams completely dressed in white, but his leader who's also covered in gunmetal; their aim is to bring slick lighting to your surroundings...*



## GANGSTER

design  
matteo ugolini



Diffusore in ceramica bianca lucida, interno color bronzo o bianco.  
Glossy white ceramic shade, inner part bronze or white colour.



**SE644 BB** (bianco/white)  
**SE644 BR** (bronzo/bronze)  
sospensione / pendant  
cm Ø 28 h 20  
1 x max 70W E27



**SE642BB** (bianco/white)  
**SE642BR** (bronzo/bronze)  
sospensione / pendant  
cm Ø 48 h 35  
1 x max 105W E27



**SE643BB** (bianco/white)  
**SE643BR** (bronzo/bronze)  
sospensione / pendant  
cm Ø 35 h 15  
1 x max 70W E27



**SE641BB** (bianco/white)  
**SE641BR** (bronzo/bronze)  
sospensione / pendant  
cm Ø 50 h 22  
1 x max 105W E27





# GINGER

design edmondo testaguzza





## GINGER

design  
edmondo  
testaguzza

Struttura in vetro trasparente.  
Structure in clear glass.



### SE116 2A INT

(paglierino/pale yellow)

SE116 2F INT (fumè/smoked)

sospensione / pendant

cm ø 27 h. 26

1 x max 77W E27



### SE116 1A INT

(paglierino/pale yellow)

SE116 1F INT (fumè/smoked)

sospensione / pendant

cm ø 30 h. 20

1 x max 77W E27



### SE116 3A INT

(paglierino/pale yellow)

SE116 3F INT (fumè/smoked)

sospensione / pendant

cm ø 30 h. 37

1 x max 77W E27

Versioni disponibili: SOSPENSIONE / OUTDOOR  
Available versions: PENDANT / OUTDOOR





# GONZAGA

design luca de bona, dario de meo & matteo ugolini

Gonzaga, una lampada che sembra danzare nello spazio con le sue geometrie minimali sulle quali luci e ombre si rincorrono all'infinito generando un silente dinamismo scenografico.

*Gonzaga: a light that seems to dance in space with its minimal geometric shapes on which lights and shadows chase each other to infinity, generating a silent cinematic dynamism.*





## GONZAGA

design  
luca de bona  
dario de meo  
matteo ugolini

Struttura in alluminio.  
Structure in aluminium.



**SE185 GD EXT** (bianco/white)  
**SE185 GC EXT** (nero/black)  
**SE185 DD EXT** (ottone/brass)  
sospensione / pendant  
cm Ø42 h 8  
LED 13W 1200 lumen  
2700K CRI ≥ 80  
IP65



**SE185 FD EXT** (bianco/white)  
**SE185 FC EXT** (nero/black)  
**SE185 DC EXT** (ottone/brass)  
sospensione / pendant  
cm Ø42 h 8  
LED 13W 1200 lumen  
3000K CRI ≥ 80  
IP65



**SE185 ED EXT** (bianco/white)  
**SE 185 EC EXT** (nero/black)  
**SE 185 CD EXT** (ottone/brass)  
sospensione / pendant  
cm Ø59 h 8  
LED 13W 1200 lumen  
2700K CRI ≥ 80  
IP65



**SE185 BD EXT** (bianco/white)  
**SE185 BC EXT** (nero/black)  
**SE185 CC EXT** (ottone/brass)  
sospensione / pendant  
cm Ø59 h 8  
LED 13W 1200 lumen  
3000K CRI ≥ 80  
IP65

Versioni disponibili: SOSPENSIONE / OUTDOOR  
Available versions: PENDANT / OUTDOOR





# KIMONO

design matteo ugolini



Struttura in vetroresina,  
Structure in fiberglass.



**SE636V-INT**  
sospensione / pendant  
cm ø 40 h. 85  
1 x max 105W E27



**SE635V-INT**  
sospensione / pendant  
cm ø 50 h. 70  
1 x max 105W E27

Versioni disponibili: SOSPENSIONE / OUTDOOR  
Available versions: PENDANT / OUTDOOR

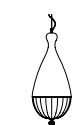



# LE TRULLE

design edmondo testaguzza



Struttura in filo metallico e ceramica naturale.  
Structure in metallic thread and natural ceramic.

 **SE654T**  
sospensione / pendant  
cm ø 38 x h. 87  
1 x max 70W E27

 **SE655T**  
sospensione / pendant  
cm ø 26 x h. 71  
1 x max 70W E27



# MEK

design stefano bizzarri & claudio cinti

Visione futurista o riuso degli oggetti? Illusione luminosa o luminosa illusione? Mek è tutto questo. Un vero e proprio esercizio di re-design per un oggetto di grande valenza tecnica che assume i segni e la forma di una vera e propria lampada.

*A futuristic vision or a re-use of objects? Just a luminous illusion? Mek stands for all that. A true proof of reshape in design for an object of great technical value taking on signs and shapes of a real lighting fixture.*





## MEK

design  
stefano bizzarri  
claudio cinti

Struttura in ceramica.  
Structure in ceramic.



**SE107 3B INT** (bianco/white)  
**SE107 3R INT** (bianco  
bronzo/white bronze)  
**SE107 3N INT** (nero/black)  
sospensione / pendant  
cm ø 8 h. 26  
1 x max 105W E27



**SE107 2B INT** (bianco/white)  
**SE107 2R INT** (bianco  
bronzo/white bronze)  
**SE107 2N INT** (nero/black)  
sospensione / pendant  
cm ø 10 h. 25  
1 x max 105W E27



**SE107 1B INT** (bianco/white)  
**SE107 1R INT** (bianco  
bronzo/white bronze)  
**SE107 1N INT** (nero/black)  
sospensione / pendant  
cm ø 17 h. 18  
1 x max 105W E27



# MOBY DICK

design matteo ugolini

Struttura in vetroresina, finitura esterna liscia, interna naturale.  
Structure in fiberglass, smooth outer finishing, rough inner finishing.

## SE646P

sospensione / pendant  
cm 90x30x h. 30  
1 x max 70W E27



## SE647G

sospensione / pendant  
cm 150x55x h. 55  
1 x max 105W E27



Versioni disponibili: SOSPENSIONE / OUTDOOR  
Available versions: PENDANT / OUTDOOR





# MOON



# BLOOM

design matteo ugolini









## MOONBLOOM


design  
matteo ugolini


Struttura in alluminio nero opaco  
e rosone in gesso bianco.  
*Structure in matt black  
aluminum and white plaster  
ceiling cup.*

 **SE256 2B INT** (3000K)  
**SE256 6B INT** (2700K)  
sospensione  
*pendant*  
cm Ø40 x h 300

 **SE256 4B INT** (3000K)  
**SE256 8B INT** (2700K)  
sospensione  
*pendant*  
cm Ø75 x h 300

LED sopra/up 16,8W  
1821 lumen  
LED sotto/down 8,4W  
907 lumen  
CRI≥90

 **SE256 1B INT** (3000K)  
**SE256 5B INT** (2700K)  
sospensione  
*pendant*  
cm Ø40 x h 200  
CRI≥90

 **SE256 3B INT** (3000K)  
**SE256 7B INT** (2700K)  
sospensione  
*pendant*  
cm Ø75 x h 200  
CRI≥90

LED sopra/up 16,8W  
1821 lumen





# NANDO

design debonademeo







**NANDO**  
design  
debonademeo



Struttura in metallo.  
*Structure in metal.*

 **SE109 1G INT** (antracite/  
charcoal grey)  
**SE109 1B INT** (bianco/white)  
**SE109 1O INT** (oro/gold)  
sospensione / pendant  
cm 8x11,5 h. 35  
1 x max 77W E27

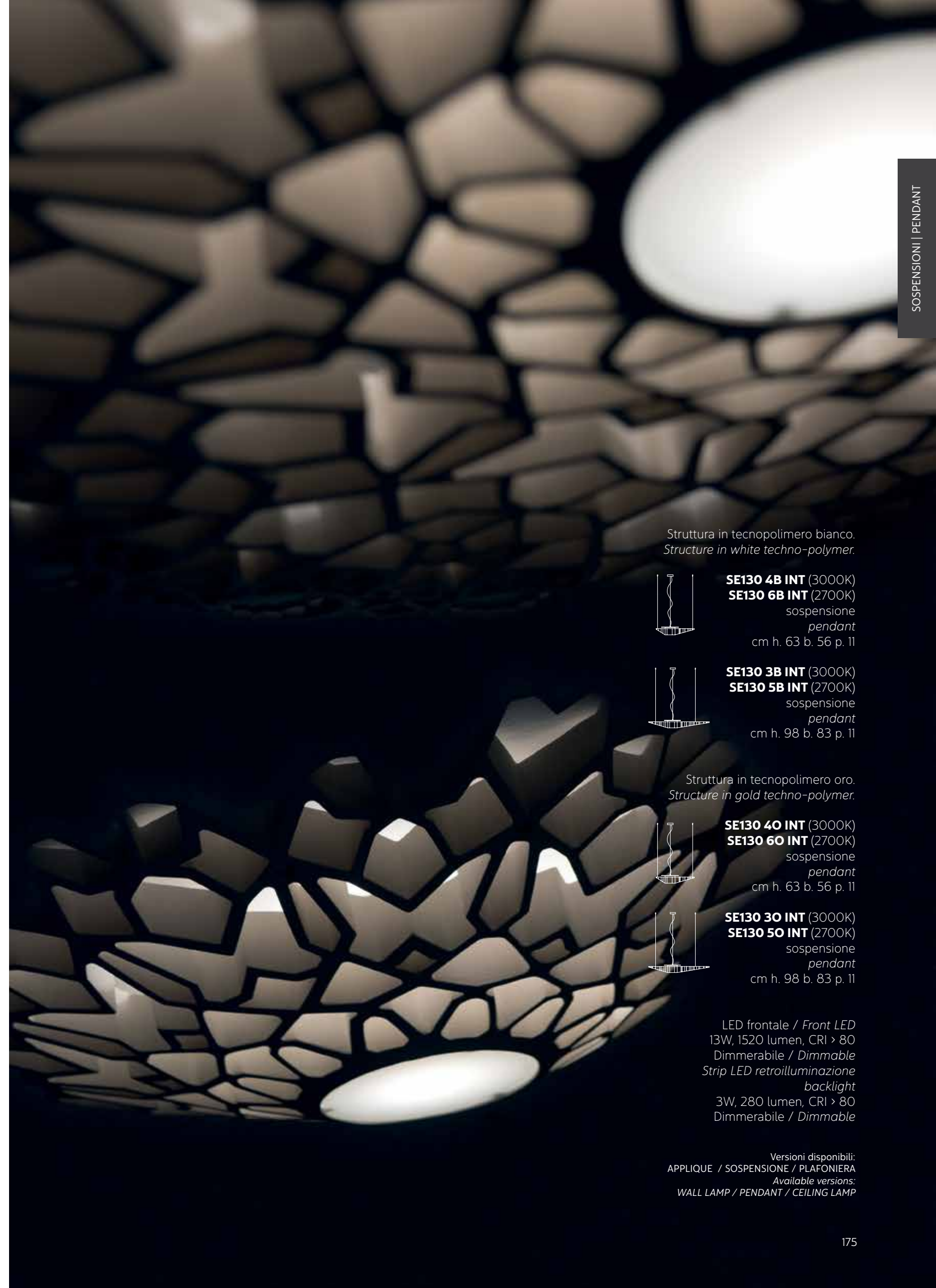
 **SE109 2G INT** (antracite/  
charcoal grey)  
**SE109 2B INT** (bianco/white)  
**SE109 2O INT** (oro/gold)  
sospensione / pendant  
cm 8x11,5 h. 15  
1 x max 77W E27

Versioni disponibili: APPLIQUE / SOSPENSIONE  
Available versions: WALL LAMP / PENDANT



# NOTREDAME

design debonademeo



Struttura in tecnopolimero bianco.  
*Structure in white techno-polymer.*



**SE130 4B INT** (3000K)  
**SE130 6B INT** (2700K)  
sospensione  
*pendant*  
cm h. 63 b. 56 p. 11



**SE130 3B INT** (3000K)  
**SE130 5B INT** (2700K)  
sospensione  
*pendant*  
cm h. 98 b. 83 p. 11

Struttura in tecnopolimero oro.  
*Structure in gold techno-polymer.*



**SE130 4O INT** (3000K)  
**SE130 6O INT** (2700K)  
sospensione  
*pendant*  
cm h. 63 b. 56 p. 11



**SE130 3O INT** (3000K)  
**SE130 5O INT** (2700K)  
sospensione  
*pendant*  
cm h. 98 b. 83 p. 11

LED frontale / *Front LED*  
13W, 1520 lumen, CRI > 80  
Dimmerabile / *Dimmable*  
Strip LED retroilluminazione  
*backlight*  
3W, 280 lumen, CRI > 80  
Dimmerabile / *Dimmable*

Versioni disponibili:  
APPLIQUE / SOSPENSIONE / PLAFONIERA  
*Available versions:*  
WALL LAMP / PENDANT / CEILING LAMP



# PLANCTON

SOSPENSIONI | PENDANT



## Plancton

design matteo ugolini

Struttura in vetroresina con bordi sfrangiati.  
Structure in fiberglass with unfinished borders.



**SE648/1PB**  
sospensione / pendant  
cm ø 45 h. 25  
1 x max 70W E27



**SE649/1GB**  
sospensione / pendant  
cm ø 75 h. 40  
1 x max 105W E27

Versioni disponibili: SOSPENSIONE / OUTDOOR  
Available versions: PENDANT / OUTDOOR



# SAHARA

design matteo ugolini





## SAHARA

design  
matteo ugolini

Struttura in ceramica finitura lucida.  
*Structure in glossy ceramic.*



**SE667KB** (bianco/white)  
**SE667KV** (verde/green)  
sospensione / pendant  
cm ø 14 h. 40  
1 x max 70W E27



**SE668KB** (bianco/white)  
**SE668KV** (verde/green)  
sospensione / pendant  
cm ø 23 h. 17  
1 x max 70W E27



**SE669KB** (bianco/white)  
**SE669KV** (verde/green)  
sospensione / pendant  
cm ø 29 h. 35  
1 x max 70W E27




**SE670KB** (bianco/white)  
**SE670KV** (verde/green)  
sospensione / pendant  
cm ø 35 h. 24  
1 x max 70W E27



# SHERWOOD E ROBIN

design matteo ugolini

Struttura in ceramica bianca opaca.  
Structure in matt white ceramic.



**SE151 AB INT**  
sospensione / pendant  
cm Ø8 x h 11,5  
(Sherwood-ghianda/acorn)  
1 x max 53W E27



**SE151 BB INT**  
sospensione / pendant  
cm Ø8 x h 11,5  
(Sherwood-ghianda/acorn)  
1 x max 53W E27  
cm 8 x 9 x h 44  
(Robin-scoiattolo/squirrel)



**SE151 CB INT**  
sospensione / pendant  
cm Ø8 x h 11,5  
(Sherwood-ghianda/acorn)  
1 x max 53W E27  
cm 8 x 9 x h 44  
(Robin-scoiattolo/squirrel)



**SHERWOOD  
E ROBIN**  
design matteo ugolini



SOSPENSIONI | PENDANT



# SIBILLA

design debonademeo




Sibilla, la voce della luce.  
Per mezzo di un frame sospeso che anima lo spazio con l'audacia espressiva di un tratto grafico di ispirazione De Stijl, i flussi luminosi vengono incanalati come onde sonore e distribuiti in tutte le direzioni.

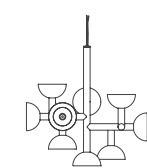
*Sibilla, the voice of light.  
Evoking the myth of the sibyls, who were famously interrogated to elicit prophecies, this light was designed as if it were sound travelling through space, making its radiant voice heard as it exudes a sense of both poeticism and practicality.*




Struttura in alluminio  
Structure in matt white aluminum.



**SE250 1B INT**  
sospensione  
pendant  
cm 45 x 35 x h 56  
6 x max 33W E14



**SE250 2B INT**  
sospensione  
pendant  
cm 65 x 53 x h 64  
9 x max 33W E14



**SE250 3B INT**  
sospensione  
pendant  
cm 65 x 53 x h 106  
16 x max 33W E14



**SIBILLA**  
design  
debonademeo

Struttura in alluminio nero opaco.  
Structure in matt black aluminum.



**SE250 1N INT**  
sospensione  
pendant  
cm 45 x 35 x h 56  
6 x max 33W E14



**SE250 2N INT**  
sospensione  
pendant  
cm 65 x 53 x h 64  
9 x max 33W E14



**SE250 3N INT**  
sospensione  
pendant  
cm 65 x 53 x h 106  
16 x max 33W E14

SOSPENSIONI | PENDANT





# SNOOB

design matteo ugolini



Struttura in alluminio laccato.  
Structure in lacquered aluminium.



**SE609B** (bianco/white)  
**SE609N** (nero/black)  
sospensione a 16 bracci  
pendant with 16 arms  
cm ø 130 h. 45  
32 x max 42W E14



**SE610B** (bianco/white)  
**SE610N** (nero/black)  
sospensione a 8 bracci  
pendant with 8 arms  
cm ø 73 h. 35  
16 x max 42W E14





# STRALUNATA


design matteo ugolini

Dolce e chiara è la notte e senza vento,  
e questa sovra i tetti e in mezzo agli orti  
posa la luna, e di lontan rivela  
serena ogni montagna.

*(Giacomo Leopardi)*

*The night is sweet and clear, without a breeze,  
and the moon rests in the gardens,  
calm on the roofs, and reveals, clear,  
far off, every mountain.*

*(Giacomo Leopardi)*






## STRALUNATA

design  
matteo ugolini

Struttura in alluminio nero opaco e  
piatto in alluminio bianco.  
*Structure in matt black aluminum  
and white aluminum plate.*

  
**SE255 2N INT (3000K)**  
**SE255 1N INT (2700K)**  
sospensione  
*pendant*  
cm Ø23 x h 200  
led 16.8W 1821 lumen  
CRI≥90

  
**SE255 4N INT (3000K)**  
**SE255 3N INT (2700K)**  
sospensione  
*pendant*  
cm Ø40 x h 200  
led 16.8W 1821 lumen  
CRI≥90



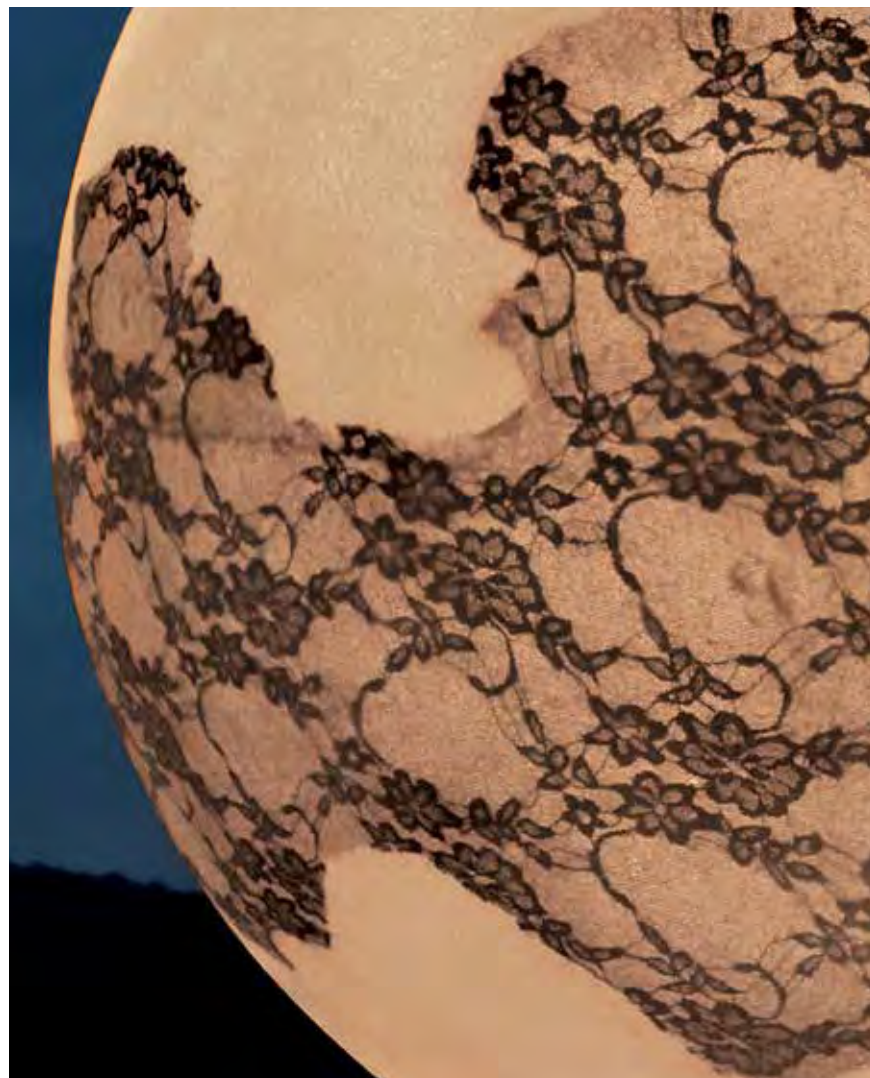


# ULULÌ ULULÀ

design matteo ugolini

Vi regaliamo la Luna: ispiratrice di arte, progetti e sogni...

*We give you the Moon: inspiring art, projects and dreams...*



Struttura in vetroresina con inserti in pizzo.  
Structure in fiberglass with lace inserts.



**SE648PB (ULULÌ)**  
sospensione / pendant  
cm ø 45  
1 x max 70W E27



**SE649GB (ULULÀ)**  
sospensione / pendant  
cm ø 75  
1 x max 105W E27

Versioni disponibili: SOSPENSIONE / PIANTANA TERRA / OUTDOOR  
Available versions: PENDANT / FLOOR LAMP / OUTDOOR



# WORK IN PROGRESS

design matteo ugolini





## WORK IN PROGRESS

design matteo ugolini

Struttura in ceramica bianca.  
*Structure in white ceramic.*



**SE125 1B INT**  
sospensione / pendant  
cm h. 39 p. 10  
1 x max 35W GU10

**SR001 3B INT**  
rosone in metallo per  
composizione singola  
*ceiling cup for single  
pendant*

**SR025 1B INT**  
rosone in metallo per  
composizione multipla  
*ceiling cup for multiple  
configuration*

Versioni disponibili: APPLIQUE / SOSPENSIONE  
*Available versions: WALL LAMP / PENDANT*







# WOW!

## Wow!

design matteo ugolini

Vuole essere la provocazione, lo stupore, la sorpresa, l'invito ad uscire ogni tanto dagli schemi in un 'clic' di luce.

*It is supposed to be the provocation, wonder, surprise and a friendly invitation to step out of a frame of mind just in a 'click' of light (when you turn it on).*

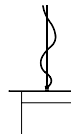





**WOW!**

design matteo ugolini

Paralume in lino bianco e  
accessorio in ceramica bianca opaca.  
*Shade in white linen  
and optional in matt white ceramic.*

 **SE696CC**  
sospensione  
*pendant*  
cm ø 60 h. 40  
max 1x70W E27

 **SE697CO**  
Accessorio "Silvan".  
*Optional "Silvan".*  
cm b. 46 h. 26



# CLUSTER

design edmondo testaguzza & matteo ugolini



**COMPOSIZIONE Ø70**  
design  
edmondo testaguzza  
matteo ugolini

**SE070BB INT**



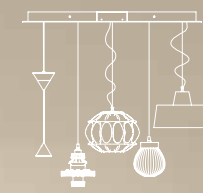




**COMPOSIZIONE 90**

design  
edmondo testaguzza  
matteo ugolini

**SE090CB INT**



**COMPOSIZIONE Ø50**

design  
edmondo testaguzza  
matteo ugolini

**SE050NT INT**





# CEILING

*Plafoniere*



# BRAILLE

design matteo ugolini

Struttura in vetro bianco satinato.  
Structure in white frosted glass.



**PL144 1B INT**  
plafoniera / applique  
ceiling lamp / wall lamp  
cm Ø25 x h.25  
1 x max 46W, E14



**PL144 2B INT**  
plafoniera / applique  
ceiling lamp / wall lamp  
cm Ø40 x h.38  
1 x max 105W, E27

Versioni disponibili: APPLIQUE / TAVOLO /  
SOSPENSIONE / PLAFONIERA  
Available versions: WALL LAMP / TABLE LAMP /  
PENDANT / CEILING LAMP



# EDEN COLLECTION

design matteo ugolini



PLAFONIERE | CEILING LAMP

Struttura in metallo con diffusore in lycra bianco.  
Metal structure with shade in white synthetic fiber (lycra).



**AP103 3B INT "EVA"**  
applique/plafoniera  
wall lamp/ceiling lamp  
cm h.46,5 b.30 p.16  
1 x max 46W E27



**AP103 2B INT "ADAMO"**  
applique/plafoniera  
wall lamp/ceiling lamp  
cm h.72 b.38 p.19  
2 x max 46W E27



**AP103 1B INT "EDEN"**  
applique/plafoniera  
wall lamp/ceiling lamp  
cm h.115 b.82 p.23  
3 x max 46W E27

Versioni disponibili: APPLIQUE / PLAFONIERA  
Available versions: WALL LAMP / CEILING LAMP




# NOTREDAME


design **debonademeo**



Struttura in tecnopolimero bianco.  
*Structure in white techno-polymer.*




**PL130 4B INT** (3000K)  
**PL130 6B INT** (2700K)  
plafoniera/applique  
*ceiling/wall lamp*  
cm h. 63 b. 56 p. 11




**PL130 3B INT** (3000K)  
**PL130 5B INT** (2700K)  
plafoniera/applique  
*ceiling/wall lamp*  
cm h. 98 b. 83 p. 11

Struttura in tecnopolimero oro.  
*Structure in gold techno-polymer.*



**PL130 4O INT** (3000K)  
**PL130 6O INT** (2700K)  
plafoniera/applique  
*ceiling/wall lamp*  
cm h. 63 b. 56 p. 11



**PL130 3O INT** (3000K)  
**PL130 5O INT** (2700K)  
plafoniera/applique  
*ceiling/wall lamp*  
cm h. 98 b. 83 p. 11

LED frontale / *Front LED*  
13W, 1520 lumen, CRI > 80  
Dimmerabile / *Dimmable*  
Strip LED retroilluminazione  
*backlight*  
3W, 280 lumen, CRI > 80  
Dimmerabile / *Dimmable*

Versioni disponibili:  
APPLIQUE / SOSPENSIONE / PLAFONIERA  
*Available versions:*  
WALL LAMP / PENDANT / CEILING LAMP





# R.O.M.A.

design debonademeo




PLAFONIERE | CEILING LAMP



R.O.M.A.  
design  
debonademeo



Struttura in gesso bianco e  
pmma bianco satinato.  
*Structure in matt white plaster  
and white methacrylate (pmma).*



**PL210 AC INT** (2700K)  
**PL210 AB INT** (3000K)  
plafoniera / ceiling lamp  
cm 58 x 10 x 69  
23,8W 2893 lumen, 700mA  
IP20





WALL

*Applique*

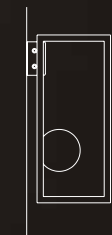


# ABACHINA

design edmondo testaguzza



Struttura - alluminio bianco opaco  
Structure - matt white aluminum  
Diffusore - vetro bianco satinato  
Shade - white frosted glass



**AP291 B1 EXT**  
applique  
wall lamp  
cm 14x16 h. 32  
LED CC 3,2W 410 lm  
3000K  
IP44

Struttura - alluminio nero opaco  
Structure - matt black aluminum  
Diffusore - vetro bianco satinato  
Shade - white frosted glass



**AP291 N1 EXT**  
applique  
wall lamp  
cm 14x16 h. 32  
LED CC 3,2W 410 lm  
3000K  
IP44

Versioni disponibili:  
PIANTANA TERRA / OUTDOOR  
Available versions:  
FLOOR LAMP / OUTDOOR

APPLIQUE | WALL LAMP



# AGUA

design edmondo testaguzza & matteo ugolini



AGUA

design  
matteo ugolini  
edmondo testaguzza

APPLIQUE



Struttura in alluminio nero opaco  
Structure in matt black aluminum  
Diffusore in vetro  
Shade in glass

**AP290 T1 EXT** (trasparente/transparent)  
**AP290 S1 EXT** (acidato/frosted)  
applique  
wall lamp  
cm 13 x 9  
LED CC 350mA,  
3,2W, 410 lm 3000K  
IP44



Versioni disponibili:  
TAVOLO / OUTDOOR

Available versions:  
TABLE LAMP / OUTDOOR



# ALÌ E BABÀ

design matteo ugolini



Struttura e paralume in ceramica naturale predisposta per la tinteggiatura.  
*Structure and shade in white rough ceramic, can be painted or decorated at user discretion.*



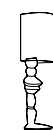
**AP625**  
applique / wall lamp  
cm l. 30,5 h. 60 p. 18,5  
1 x max 52W E27

Struttura in ceramica naturale predisposta per la tinteggiatura e paralume in lino bianco.  
*Structure in white rough ceramic, can be painted or decorated at user discretion and shade in white linen.*



**AP625LS**  
applique / wall lamp  
cm l. 29 h. 60 p. 20  
1 x max 52W E27

Struttura in ceramica bianca lucida e paralume in lino bianco.  
*Structure in glossy white ceramic, and shade in white linen.*



**AP625CBS**  
applique / wall lamp  
cm l. 29 h. 60 p. 20  
1 x max 52W E27

Struttura e paralume in ceramica bianca lucida.  
*Structure and shade in glossy white ceramic.*



**AP625B**  
applique / wall lamp  
cm l. 30,5 h. 60 p. 18,5  
1 x max 52W E27

Versioni disponibili:  
APPLIQUE / SOSPENSIONE / PIANTANA  
TERRA / TAVOLO / OUTDOOR  
Available versions:  
WALL LAMP / PENDANT / FLOOR LAMP /  
TABLE LAMP / OUTDOOR





# ALIBABIG

design matteo ugolini



Struttura in vetroresina.  
Structure in fiberglass.



## H625V-INT

piantana / applique  
floor / wall lamp  
cm 73x48 h. 130  
4 x max 23W E27

Versioni disponibili: APPLIQUE / SOSPENSIONE / PIANTANA TERRA / OUTDOOR  
Available versions: WALL LAMP / PENDANT / FLOOR LAMP / OUTDOOR



# AMARCORD

design matteo ugolini



Struttura in cemento bianco  
e diffusore in vetro.  
*Structure in white concrete  
and shade in glass.*




**AP121 1B INT** (trasparente/clear)  
**AP121 BF INT** (fumè/smoked)  
**AP121 BS INT** (trasparente  
satinato/clear frosted)  
applique / wall lamp  
cm 12x13 h. 38  
1 x max 52W E27

Struttura in cemento grigio tortora  
e diffusore in vetro.  
*Structure in dove grey concrete  
and shade in glass.*



**AP121 GT INT** (trasparente/clear)  
**AP121 1G INT** (fumè/smoked)  
**AP121 GS INT** (trasparente  
satinato/clear frosted)  
applique / wall lamp  
cm 12x13 h. 38  
1 x max 52W E27

Versioni disponibili: APPLIQUE / TAVOLO  
*Available versions: WALL LAMP / TABLE LAMP*






# AMSTERDAM

design matteo ugolini

La lampada Amsterdam entra di diritto nel fantastico e luminoso “zoo di Karman”: ispirata a un bulldog di casa nella capitale olandese ma famoso in tutto il mondo...

*The Amsterdam lamp takes its rightful place in the fantastic and bright “Karman zoo”: it’s inspired by a bulldog that has found its home in the Dutch capital city and become famous throughout the world...*



Struttura in ceramica opaca.  
Structure in matt ceramic.



**AP191 BB INT** (grigio/grey)  
**AP191 BA INT** (bianco/white)  
applique / wall lamp  
cm 41 x 25  
3 x max 10W LED E27



# APRILE



APPLIQUE | WALL LAMP

## Aprile

design matteo ugolini

Struttura in ceramica bianca.  
Structure in white ceramic.



**AP132 1B INT**  
applique / wall lamp  
cm 50x18 h 35  
1 x max 52W E27



# BRAILLE

design matteo ugolini



Struttura in vetro bianco satinato.  
Structure in white frosted glass.

**PL144 1B INT**  
applique / wall lamp  
cm Ø25 x h 25  
1 x max 46W, E14

**PL144 2B INT**  
applique / wall lamp  
cm Ø40 x h 38  
1 x max 105W, E27

Versioni disponibili: APPLIQUE / TAVOLO / SOSPENSIONE / PLAFONIERA  
Available versions: WALL LAMP / TABLE LAMP / PENDANT / CEILING LAMP

APPLIQUE | WALL LAMP



# CAPODIMONTE

design matteo ugolini



Struttura in ceramica bianca opaca.  
Structure in matt white ceramic.



**AP129 1B INT**  
applique / wall lamp  
cm h. 26 p. 13 ø 6  
1 x max 35W GU10

Versioni disponibili: APPLIQUE / SOSPENSIONE  
Available versions: WALL LAMP / PENDANT



# CORRADO

design matteo ugolini



Struttura in ceramica.  
Structure in matt ceramic.

bianca / white **AP251 BC INT**  
grigio / grey **AP251 GR INT**  
velluto nero / black velvet **AP251NR INT**  
applique / wall lamp  
cm 40 x 27  
2 x max 46W E14



APPLIQUE | WALL LAMP



# CUBANO

design matteo ugolini

Fortemente ispirato a terre lontane, ai viaggi che ognuno di noi intraprende e a tutto ciò che ci lasciano dentro. Con il suo enorme e caratteristico becco, Cubano rispecchia alla perfezione la filosofia Karman. Stupire, emozionare e non lasciare indifferenti.

*Strongly inspired by distant lands, voyages, by what they leave inside us. With its enormous and characteristic beak, Cubano perfectly respects the Karman philosophy. Amaze, touch and never go unnoticed.*



Struttura in ceramica bianca opaca.  
Structure in matt white ceramic.



**AP142 1B INT**  
applique / wall lamp  
cm b.47 x p.20 x h.45  
1 x max 52W, E27



APPLIQUE | WALL LAMP





# DÉJÀ-VU

design matteo ugolini



Struttura in ceramica bianca, paralume in lino bianco.  
Structure in white ceramic, shade in white linen.



**AP627-45B** (lucido/glossy)  
**AP117 3B INT** (opaco/matt)  
applique braccio piccolo / wall lamp  
cm 45x18 h. 32  
1 x 52W E27



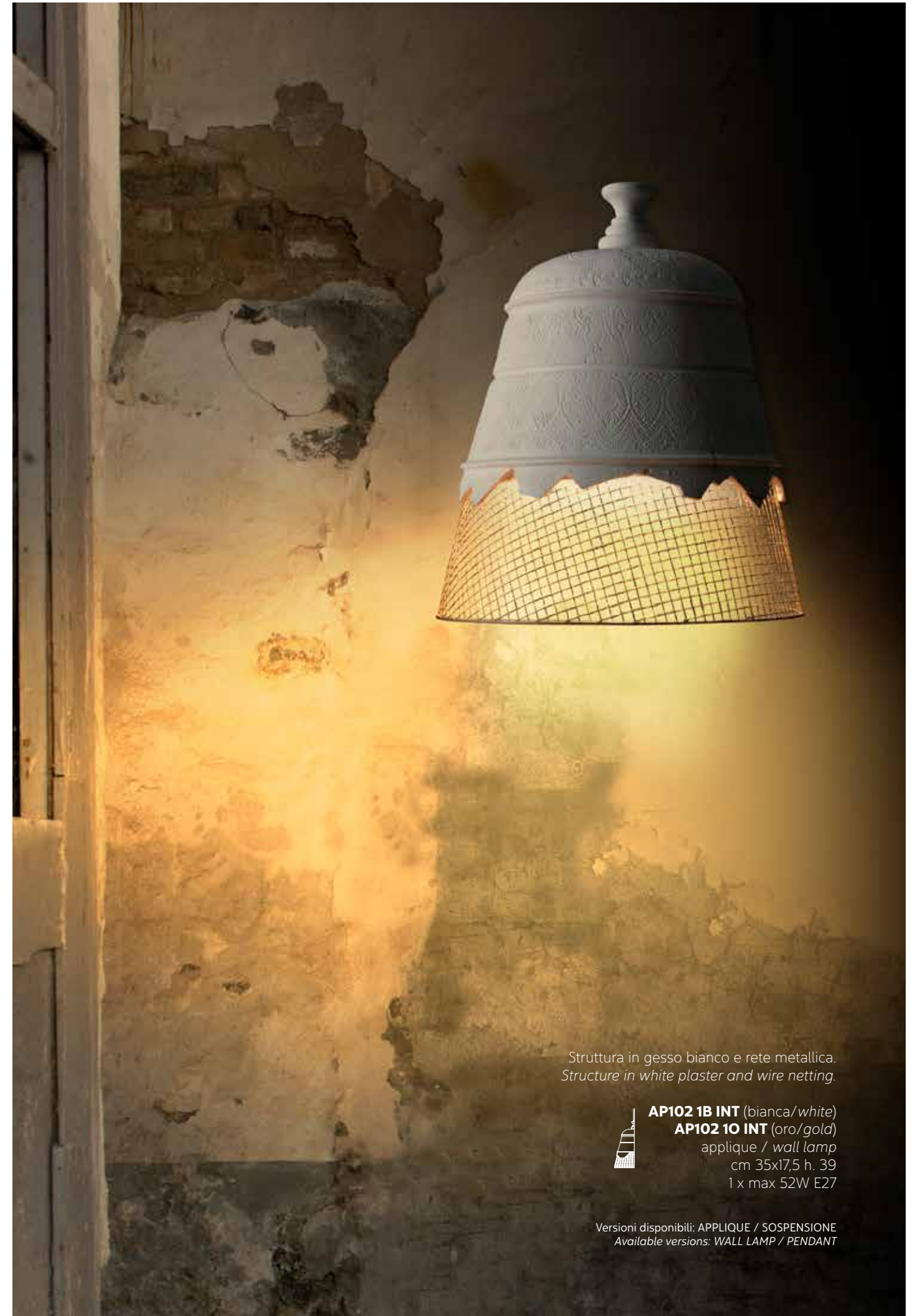
**AP627-60B** (lucido/glossy)  
**AP117 4B INT** (opaco/matt)  
applique braccio grande / wall lamp  
cm 60x25 h. 45  
1 x 52W E27

Versioni disponibili: APPLIQUE / SOSPENSIONE  
Available versions: WALL LAMP / PENDANT




# DOMENICA

design **debonademeo**



Struttura in gesso bianco e rete metallica.  
Structure in white plaster and wire netting.


 **AP102 1B INT** (bianca/white)  
**AP102 1O INT** (oro/gold)  
applique / wall lamp  
cm 35x17,5 h. 39  
1 x max 52W E27

Versioni disponibili: APPLIQUE / SOSPENSIONE  
Available versions: WALL LAMP / PENDANT





# EDEN COLLECTION

design matteo ugolini



Struttura in metallo con diffusore in lycra bianco.  
Metal structure with shade in white synthetic fiber (lycra).

 **AP103 3B INT "EVA"**  
applique / plafoniera  
wall lamp / ceiling lamp  
cm h 46,5 b 30 p 16  
1 x max 46W E27

 **AP103 2B INT "ADAMO"**  
applique / plafoniera  
wall lamp / ceiling lamp  
cm h 72 b 38 p 19  
2 x max 46W E27

 **AP103 1B INT "EDEN"**  
applique / plafoniera  
wall lamp / ceiling lamp  
cm h 115 b 82 p 23  
3 x max 46W E27

Versioni disponibili: APPLIQUE / PLAFONIERA  
Available versions: WALL LAMP / CEILING LAMP



# MARNÌN

design matteo ugolini



Struttura in ceramica bianca opaca.  
Structure in matt white ceramic.



**AP645M**  
applique / wall lamp  
cm 36x43 p 37  
1 x max 70W E27






# MOVIDA

design matteo ugolini &  
edmondo testaguzza



Lentamente si spegne il giorno.  
Si accende la notte.  
Luci e ombre in un gioco di rimandi inattesi.  
È Movida.

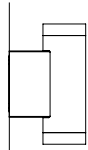
*The day slowly fades.  
The night takes hold.  
Light and shadow in a game of unexpected reflections.  
It's Movida.*



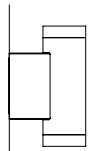





Struttura in alluminio bianco opaco.  
Structure in matt white aluminum.

 **AP262 BC EXT (3000K)**  
**AP262 BE EXT (2700K)**  
applique / wall lamp  
cm Ø5,5 x 9,8 x h 14,5  
led 2 x 3.2W 410 lumen  
CRI≥90  
IP55

Struttura in alluminio nero opaco.  
Structure in matt black aluminum.

 **AP262 NR EXT (3000K)**  
**AP262 NP EXT (2700K)**  
applique / wall lamp  
cm Ø5,5 x 9,8 x h 14,5  
led 2 x 3.2W 410 lumen  
CRI≥90  
IP55

Accessorio disco deflettore.  
Deflector plate optional.

 **AC262 BN EXT**  
(alluminio bianco /  
white aluminum)





# NANDO

design **debonademeo**



Struttura in metallo.  
*Structure in metal.*



**AP109 2B INT** (bianco/white)  
**AP109 2G INT** (antracite/  
charcoal-grey)  
**AP109 2O INT** (oro/gold)  
applique / wall lamp  
cm 9x1,5 h 15  
1 x max 52W E27

Versioni disponibili: APPLIQUE / SOSPENSIONE  
*Available versions: WALL LAMP / PENDANT*



APPLIQUE | WALL LAMP



# NOTREDAME

design debonademeo

Evocare il fascino della luce naturale che si irradia attraverso i rosoni delle cattedrali gotiche... In Notredame convivono presente e futuro, forma e luce: la veste poetica nasconde un'anima tecnologica risvegliando emozioni antichissime.

*Recall the main appeal of natural light spreading out through rose windows of Gothic cathedrals... In Notredame present and future coexist, as well as form and lighting: its poetical appearance hides a technological soul stirs very old emotions.*



APPLIQUE | WALL LAMP






## NOTREDAME

design  
luca de bona  
dario de meo

Struttura in tecnopolimero oro.  
*Structure in gold techno-polymer.*




**PL130 40 INT** (3000K)  
**PL130 60 INT** (2700K)  
plafoniera/applique  
ceiling/wall lamp  
cm h. 63 b. 56 p. 11




**PL130 30 INT** (3000K)  
**PL130 50 INT** (2700K)  
plafoniera/applique  
ceiling/wall lamp  
cm h. 98 b. 83 p. 11

Struttura in tecnopolimero bianco.  
*Structure in white techno-polymer.*




**PL130 4B INT** (3000K)  
**PL130 6B INT** (2700K)  
plafoniera/applique  
ceiling/wall lamp  
cm h. 63 b. 56 p. 11



**PL130 3B INT** (3000K)  
**PL130 5B INT** (2700K)  
plafoniera/applique  
ceiling/wall lamp  
cm h. 98 b. 83 p. 11

LED frontale / *Front LED*  
13W, 1520 lumen, CRI > 80  
Dimmerabile / *Dimmable*  
Strip LED retroilluminazione  
*backlight*  
3W, 280 lumen, CRI > 80  
Dimmerabile / *Dimmable*

Versioni disponibili: APPLIQUE / SOSPENSIONE / PLAFONIERA  
*Available versions: WALL LAMP / PENDANT / CEILING LAMP*





# TI VEDO

design matteo ugolini



Struttura in ceramica bianca opaca.  
Structure in matt white ceramic.

**AP105 1B INT**  
applique / wall lamp  
cm p.20 b.36 h.40  
2 x max 53W E27

Versioni disponibili: APPLIQUE / TAVOLO  
Available versions: WALL LAMP / TABLE LAMP



# UGO

# RILLA



## Ugo Rilla

design matteo ugolini

Ugo Rilla non nasce per emozionare, con l'espressione e la rabbia con cui strappa una delle più grandi invenzioni dell'uomo, urla in segno di protesta facendo riflettere su cosa sia in grado di fare verso la natura e i suoi simili.

*Ugo Rilla is not created to excite, with the expression and the rage with which it rips up one of man's greatest inventions, it screams as a mark of protest making us wonder what it is capable to doing to nature and its peers.*





**UGO RILLA**  
design matteo ugolini

Struttura in ceramica grigia opaca.  
*Structure in matt grey ceramic.*



**AP152 GR INT**  
applique / wall lamp  
cm Ø41,5 x p 24  
3 x max 10W LED E27\*

\*sono consigliate lampadine in plastica  
*\*we recommend to use plastic light bulbs*

Struttura in ceramica bianca opaca.  
*Structure in matt white ceramic.*



**AP152 BB INT**  
applique / wall lamp  
cm Ø41,5 x p 24  
3 x max 10W LED E27\*

\*sono consigliate lampadine in plastica  
*\*we recommend to use plastic light bulbs*





# UMARELL

design giorgio biscaro



Struttura in ceramica bianca opaca e vetro satinato.  
*Structure in matt white ceramic and frosted glass.*



**AP199 HD INT (2700K)**  
**AP199 HT INT (3000K)**  
applique / wall lamp  
cm l. 18 p. 10 h. 13  
LED sopra/up  
7,35W 958 lumen  
LED sotto/down  
2,4W 324 lumen  
CRI ≥ 80

Accessorio in ceramica bianca opaca.  
*Optional in matt white ceramic.*



**AC199 AC INT**  
cm h. 13  
**AC199 BC INT**  
cm h. 16  
**AC199 CC INT**  
cm h. 15



# VA-LENTINA

design matteo ugolini



Struttura in alluminio laccato bianco e lumaca in ceramica bianca opaca.  
Structure in white lacquered aluminium and snail in matt white ceramic.



#### AP115 OB INT

applique / wall lamp  
cm 30x17 h. 20  
2x8,4W LED, 960 lumen, 3000k



#### AC115 OB INT

accessorio / optional  
cm b.10 p.5 h.6



# WORK IN PROGRESS

design matteo ugolini

La famiglia da cui proviene illumina i cantieri più estremi, lei al contrario invasa da un candido bianco e da romantici decori floreali entra in punta di piedi e con delicatezza negli ambienti più intimi e raffinati.

*The family it derives from lights up construction sites whereas Work In Progress is overwhelmed of a pure white and romantic floral decorations and it enters on tiptoe in the most refined and intimate spaces.*



Struttura in ceramica bianca opaca.  
Structure in matt white ceramic.

**AP125 1B INT**  
applique / wall lamp  
cm 12x14 h 39  
1 x max 35W GU10

Versioni disponibili: APPLIQUE / SOSPENSIONE  
Available versions: WALL LAMP / PENDANT



T  
A

B  
L  
E

*Tavolo*



# AGUA

design edmondo testaguzza & matteo ugolini



Struttura in alluminio nero opaco  
*Structure in matt black aluminum*  
Diffusore in vetro acidato  
*Shade in frosted glass*

**CT290 S1 INT**  
lampada da tavolo  
*table lamp*  
cm 13 x 9  
LED CC 350mA, 3,2W,  
410 lm, 3000K



Versioni disponibili: APPLIQUE / TAVOLO  
*Available versions: WALL LAMP / TABLE LAMP*



Struttura in alluminio nero opaco  
*Structure in matt black aluminum*  
Diffusore in vetro trasparente  
*Shade in transparent glass*

**CT290 T1 INT**  
lampada da tavolo  
*table lamp*  
cm 13 x 9  
LED CC 350mA, 3,2W,  
410 lm, 3000K





# ALÌ E BABÀ

design matteo ugolini



## ALÌ E BABÀ

design matteo ugolini

Struttura in ceramica bianca lucida e paralume in lino bianco.  
*Structure in glossy white ceramic and shade in white linen.*



**C1016BS**  
lampada da tavolo  
*table lamp*  
Ø 35 h 68 cm  
1 x max 70W E27

## ALIBABABY

design matteo ugolini

Struttura in ceramica bianca lucida e paralume in lino bianco.  
*Structure in glossy white ceramic and shade in white linen.*



**C1017BS**  
lampada da tavolo  
*table lamp*  
Ø 20 h 40 cm  
1 x max 42W E14

Versioni disponibili:  
APPLIQUE / SOSPENSIONE / PIANTANA  
TERRA / TAVOLO / OUTDOOR  
Available versions:  
WALL LAMP / PENDANT / FLOOR LAMP /  
TABLE LAMP / OUTDOOR



# AMARCORD

design matteo ugolini



Struttura in cemento grigio e diffusore in vetro.  
Structure in grey concrete and shade in glass.

**CT121 GT INT** (trasparente/clear)  
**CT121 1G INT** (fumè/smoked)  
**CT121 GS INT** (trasparente satinato/  
clear frosted)




lampada da tavolo / table lamp  
cm Ø12 x h. 38  
1 x max 52W E27

Versioni disponibili: APPLIQUE / TAVOLO  
Available versions: WALL LAMP / TABLE LAMP



# BACCO

design matteo ugolini



Struttura in vetro bianco satinato.  
Structure in white frosted glass.



**CT143 1B INT (3000K)**  
**CT143 2B INT (2700K)**  
lampada da tavolo / table lamp  
cm Ø9 x h.34  
LED 3,3 W 250 lumen  
alimentata a batterie ricaricabili  
autonomia batterie 6 ore  
rechargeable batteries with  
6 hours autonomy

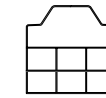
Versioni disponibili: TAVOLO  
Available versions: TABLE LAMP





**PERBACCO**  
design matteo ugolini

Struttura in tondino metallico  
laccato in polietilene grigio chiaro.  
*Structure in metal rebar  
light grey polyethylene lacquered.*



**AC143 2G INT**  
accessorio cestino / *basket optional*  
cm b.32 x p.22 x h.32



# BAG

design baldessari e baldessari



Struttura in ceramica lucida con texture  
e manico in metallo verniciato grigio  
*Structure in glossy ceramic with texture  
and handle in grey metal.*



**CT154 DB INT** (bianca/white)  
**CT154 DR INT** (bronzo/bronze)  
lampada da tavolo / *table lamp*  
cm 21 x 22 x h 21,5  
1 x max 5W LED E27\*

\*si consiglia l'utilizzo di lampadina bianco latte  
*\*white milk bulb is recommended*

Struttura in ceramica liscia lucida  
e manico in metallo verniciato grigio.  
*Structure in smooth glossy ceramic  
and handle in grey metal.*



**CT154 CB INT** (bianca/white)  
**CT154 CR INT** (bronzo/bronze)  
lampada da tavolo / *table lamp*  
cm 21 x 22 x h 21,5  
1 x max 5W LED E27\*

\*si consiglia l'utilizzo di lampadina bianco latte  
*\*white milk bulb is recommended*

Versioni disponibili: TAVOLO / SOSPENSIONE / PIANTANA TERRA  
*Available versions: TABLE LAMP / PENDANT / FLOOR LAMP*





# BRAILLE

design matteo ugolini



Diffusore in vetro bianco satinato.  
*Shade in white frosted glass.*



**CT144 1B INT**  
lampada da tavolo  
*table lamp*  
cm Ø25 x h.25  
1 x max 46W, E14



**CT144 2B INT**  
lampada da tavolo  
*table lamp*  
cm Ø40 x h.38  
1 x max 105W, E27

Versioni disponibili: APPLIQUE / TAVOLO /  
SOSPENSIONE / PLAFONIERA  
*Available versions: WALL LAMP / TABLE LAMP /  
PENDANT / CEILING LAMP*



# TI VEDO

design matteo ugolini



TAVOLO | TABLE LAMP

ATTENZIONE! Apparecchio artistico, tenere lontano dalla portata dei bambini.  
ATTENTION! Decorative lamp, keep out of reach of children.

Struttura in ceramica bianca opaca.  
Structure in matt white ceramic.



**CT105 1B INT**  
lampada da tavolo  
table lamp  
cm ø 24 h. 41  
2 x max 53W E27

Versioni disponibili: APPLIQUE / TAVOLO  
Available versions: WALL LAMP/ TABLE LAMP



FLOOR

*Piantane  
Terra*



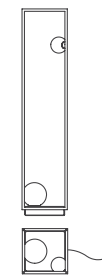
# ABACHINA

design edmondo testaguzza

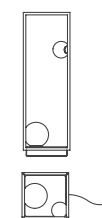


Struttura - alluminio opaco  
Structure - matt aluminum  
Diffusore - vetro bianco satinato  
Shade - white frosted glass

**HP 291 B1 INT** (bianco/white)  
**HP 291 N1 INT** (nero/black)  
*piantata*  
*floor lamp*  
cm 22,5x22,5 h. 103  
LED CC 3,2W 410 lm  
+ 7,4W 958 lm  
3000K



**HP 291 B2 INT** (bianco/white)  
**HP 291 N2 INT** (nero/black)  
*piantata*  
*floor lamp*  
cm 22,5x22,5 h. 70  
LED CC 3,2W 410 lm  
+ 7,4W 958 lm  
3000K



Versioni disponibili:  
APPLIQUE / PIANTANA TERRA / RICARICABILE / OUTDOOR  
Available versions:  
WALL LAMP / FLOOR LAMP / RECHARGEABLE / OUTDOOR



PIANTANE-TERRA | FLOOR LAMP



# ACCIP

# CCCHIO



## Accipicchio

design matteo ugolini

La vita non è un gioco. Ma con la luce potrebbe... anzi, può diventarlo. Nasce da qui l'idea di rendere un oggetto luminoso, così minimale, dinamico e divertente.

*Life is no game. But with light, it could... it can be. Hence the idea of making a light fixture so minimal, dynamic and fun.*





## ACCIPICCHIO

design  
matteo ugolini

Struttura in vetro pirex bianco satinato e alluminio nero opaco.  
*Structure in frosted white glass and matt black aluminium.*

**HP213N2 INT (2700K)**  
**HP213N1 INT (3000K)**  
piantana / floor lamp  
cm 185 x 26  
60W, strip led 24V  
8000 lumen  
IP20

**AC213N3 INT**  
accessorio picchio  
woodpecker optional



**AC213N4 INT**  
accessorio rete tubolare  
tubular netting optional





# ALIBABIG



## Alibabig

design matteo ugolini

Struttura in vetroresina.  
*Structure in fiberglass.*



**H625V-INT**  
piantana/applique  
*floor/wall lamp*  
cm l. 73 p. 48 h. 130  
4 x max 23W E27

Versioni disponibili:  
APPLIQUE / SOSPENSIONE / PIANTANA TERRA / OUTDOOR  
Available versions:  
WALL LAMP / PENDANT / FLOOR LAMP / OUTDOOR



# ALÌ E BABÀ

design matteo ugolini



Struttura in ceramica bianca lucida e paralume in lino bianco.  
*Structure in glossy white ceramic and shade in white linen.*



## H6025CBS

piantana con fissaggio a parete  
*wall fixed floor lamp*  
cm l. 39 p. 23 h. 150  
1 x max 70W E27

Versioni disponibili:  
APPLIQUE / SOSPENSIONE / PIANTANA TERRA / TAVOLO  
*Available versions:*  
WALL LAMP / PENDANT / FLOOR LAMP / TABLE LAMP




# BAG


design baldessari e baldessari



Struttura in ceramica lucida con texture e manico in metallo verniciato grigio.  
*Structure in glossy ceramic with texture and handle in grey metal.*

 **HP154 BB INT** (bianca/white)  
**HP154 BR INT** (bronzo/bronze)  
lampada da terra / floor lamp  
cm 32 x 35 h. 31  
1 x max 15W LED E27\*

Struttura in ceramica liscia lucida e manico in metallo verniciato grigio.  
*Structure in smooth glossy ceramic and handle in grey metal.*

 **HP154 AB INT** (bianca/white)  
**HP154 AR INT** (bronzo/bronze)  
lampada da terra / floor lamp  
cm 32 x 35 h. 31  
1 x max 15W LED E27\*

\*si consiglia l'utilizzo di lampadina bianco latte  
*\*white milk bulb is recommended*

Versioni disponibili: TAVOLO / SOSPENSIONE / PIANTANA TERRA  
*Available versions: TABLE LAMP / PENDANT / FLOOR LAMP*



# BLACK OUT

design matteo ugolini

Struttura in metallo verniciato bianco e paralume in filamento di vetroresina.  
*Structure in white painted metal and shade in fiberglass.*

**HP101 2B INT** (bianco/white)  
**HP101 2N INT** (nera opaca/matt black)  
piantana / floor lamp  
cm b. 60 h. 180  
3 x max 52W E27

portacandele in ceramica  
*ceramic candle-holder*

**AC101 1B INT** (bianco/white)  
**AC101 1N INT** (nero/black)

Versioni disponibili: SOSPENSIONE / PIANTANA  
*Available versions: PENDANT / FLOOR LAMP*





# C E



# L L

## Cell

design matteo ugolini

Oltre duemila anni fa in Cina prendevano il volo le prime lanterne nel cielo. Cell ne ricalca la struttura e lo spirito, serrando l'aria con un sottile filo metallico.

*Over two thousand years ago in China, the very first lanterns took to the sky. Cell emulates their structure and their spirit, tying the air tight with a thin metal wire.*





**CELL**  
design  
matteo ugolini

Struttura in filo metallico, paralume in lino bianco.  
Structure in metallic thread, shade in white linen.



**M614B** (bianco/white)  
**CT614 CM INT** (bronzo/bronze)  
lampada da terra / floor lamp  
cm ø 36 h. 58  
1 x max 52W E27



**M615B** (bianco/white)  
**HP615 DM INT** (bronzo/bronze)  
lampada da terra / floor lamp  
cm ø 55 h. 88  
1 x max 52W E27



**M612B** (bianco/white)  
**CT612 AM INT** (bronzo/bronze)  
lampada da terra / floor lamp  
cm ø 57 h. 62  
1 x max 52W E27



**M613B** (bianco/white)  
**HP613 BM INT** (bronzo/bronze)  
lampada da terra / floor lamp  
cm ø 84 h. 89  
1 x max 70W E27

Versioni disponibili: SOSPENSIONE / PIANTANA TERRA / OUTDOOR  
Available versions: PENDANT / FLOOR LAMP / OUTDOOR



PIANTANE-TERRA | FLOOR LAMP



# CUPIDO

design matteo ugolini



Struttura in alluminio nero opaco.  
Structure in matt black aluminium.

**HP194 B3 INT**  
lampada cielo terra  
hanging-floor lamp  
cm Ø8  
strip LED 28W  
3100 lumen  
bianco dinamico con app  
tunable white by app  
2700-5000K CRI ≥ 90



Accessorio per piantana in  
cotone antracite.  
Optional for floor lamp in  
charcoal cotton.

**AC184 BB INT**  
(stampato / printed)  
cm Ø23 h. 24



**AC184 BC INT**  
(non stampato / not printed)  
cm Ø23 h. 24



Versioni disponibili:  
SOSPENSIONE / CIELO-TERRA  
Available versions:  
PENDANT / CEILING FLOOR LAMP



PIANTANE-TERRA | FLOOR LAMP



# DON'T TOUCH

design matteo ugolini

Dare all'oggetto non solo la funzione di illuminare,  
ma anche il potere di trasmettere a chi lo guarda una voglia  
irresistibile di sfiorarlo.

*Not only give the object the function of illuminating,  
but also the power to transmit to those who look at it  
an irresistible desire to touch it.*



Struttura in tecnopolimero grigio opaco,  
bacchette in PVC bianco opaco.  
*Structure in matt grey techno-polymer,  
sticks in matt white PVC.*



**HP153 AB INT (3000K)**  
**HP153 BB INT (2700K)**  
lampada da terra / floor lamp  
cm Ø42 x h 108  
LED module 1x29W, 2600 lm  
CRI ≥ 80

Versioni disponibili: PIANTANA TERRA / OUTDOOR  
Available versions: FLOOR LAMP / OUTDOOR





# FIREMAN

design design marc sadler

## FIREMAN

design  
marc sadler

Struttura in alluminio nero opaco.  
*Structure in matt black aluminum.*



**HP268 1N INT (3000K)**  
**HP268 2N INT (2700K)**  
piantana / floor lamp  
cm 34 x 35 x h 215 (max h 325)

led Ø 8 16,8W 1980 lumen  
led Ø 5 8,4W 900 lumen

dimmerabile tramite app  
*dimnable by app*





# TOBIA

design matteo ugolini



Struttura in tecnopolimero bianco.  
Structure in white techno-polymer.



**HP145 1F INT**  
piantana  
floor lamp  
cm b.31 p.8 h.165  
13W LED, 1430 lumen  
3000K



**HP145 2P INT**  
piantana  
floor lamp  
cm b.31 p.8 h.165  
13W LED, 1430 lumen  
3000K



**HP145 3R INT**  
piantana  
floor lamp  
cm b.46 p.12 h.165  
13W LED, 1430 lumen  
3000K

Versioni disponibili: PIANTANA TERRA / OUTDOOR  
Available versions: FLOOR LAMP / OUTDOOR



# ULULÌ E ULULÀ

design matteo ugolini

Struttura in vetroresina con inserti in pizzo.  
Structure in fiberglass with lace inserts.



**M648PB (ULULÌ)**  
lampada da terra  
floor lamp  
cm ø 45  
1 x max 70W E27



**M649GB (ULULÀ)**  
lampada da terra  
floor lamp  
cm ø 75  
1 x max 105W E27

Versioni disponibili: SOSPENSIONE / PIANTANA TERRA / OUTDOOR  
Available versions: PENDANT / FLOOR LAMP / OUTDOOR

PIANTANE-TERRA | FLOOR LAMP



# XANA

design edmondo testaguzza

Struttura in alluminio bianco opaco.  
Structure in matt white aluminum.

**HP260 7B EXT** (73 cm)  
**HP260 8B EXT** (96 cm)  
**HP260 9B EXT** (130 cm)  
piantana / floor lamp

picchetto / stake included / h18  
led 7.4W 958 lumen 3000K  
IP65



Versioni disponibili: OUTDOOR  
Available versions: OUTDOOR





SYYS

TEEMS

*Sistemi*



# LEDA

design debonademeo







**LEDA**  
design  
debonademeo

Struttura - alluminio opaco  
Structure - matt aluminum  
Diffusore - silicone bianco opaco  
Shade - matt white silicone

**SE 293ENINT** (nero/black)  
**SE 293EOINT** (bronzo/bronze)  
sospensione  
pendant  
3000K



**LEDA**  
design  
debonademeo



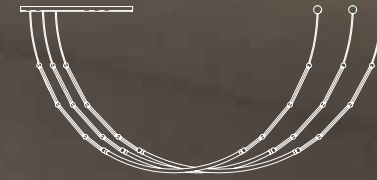




**LEDA**  
design  
debonademeo

Struttura - alluminio opaco  
Structure - matt aluminum  
Diffusore - silicone bianco opaco  
Shade - matt white silicone

**SE293CNINT** (nero/black)  
**SE293COINT** (bronzo/bronze)  
sospensione  
pendant  
3000K





**LEDA**  
design  
debonademeo

Struttura - alluminio opaco  
Structure - matt aluminum  
Diffusore - silicone bianco opaco  
Shade - matt white silicone

**SE293DNINT** (nero/black)  
**SE293DOINT** (bronzo/bronze)  
sospensione  
pendant  
3000K



**LEDA**  
design  
debonademeo

Struttura - alluminio opaco  
Structure - matt aluminum  
Diffusore - silicone bianco opaco  
Shade - matt white silicone

**SE293 AN INT** (nero/black)  
**SE293 AO INT** (bronzo/bronze)  
sospensione  
pendant  
cm 100 x 300 (max) Ø 2,3  
LED 24V, 14,4W, 922 lm,  
3000K





## LEDA

design  
debonademeo

Struttura - alluminio opaco  
Structure - matt aluminum  
Diffusore - silicone bianco opaco  
Shade - matt white silicone

**HP293AN INT** (nero/black)  
**HP293AO INT** (bronzo/bronze)  
cielo-terra  
hanging floor lamp  
cm 100 x 300 (max) Ø 2,3  
LED 24V, 14,4W, 922 lm,  
3000K





# STANT



## Stant

design edmondo testaguzza

Barre portanti richiamano strutture ingegneristiche del passato. Strutture modulari elettrificate permettono l'inserimento di corpi illuminanti in quantità e disposizione libera, senza l'utilizzo di cavi elettrici di alimentazione. Massima libertà espressiva.

*Support beams mimics industrial structures of the past. Modular electronic constructions make way for illuminated components, which can be freely installed and arranged, Allowing for maximum freedom of expression.*



**STANT**  
design  
edmondo testaguzza

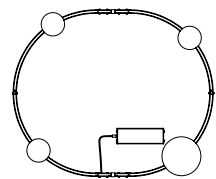






Struttura in alluminio opaco e sfere in vetro satinato bianco.  
 Structure in matt aluminum and spheres in white frosted glass.

**SE264BBINT** (nero/black)  
**SE264EEINT** (bianco/white)  
 sospensione / pendant  
 cm Ø103 x 86 x h 200  
 led 3 x 2.4W 304 lumen  
 led 1 x 8.4W 907 lumen  
 3000K



**STANT**  
 design  
 edmondo testaguzza





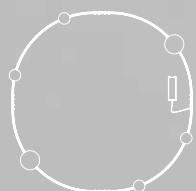
## STANT

design  
edmondo testaguzza



Struttura in alluminio opaco e sfere in vetro satinato bianco.  
*Structure in matt aluminum and spheres in white frosted glass.*

**SE264CCINT** (nero/black)  
**SE264FFINT** (bianco/white)  
sospensione / pendant  
cm Ø189 x h 200 cm  
led 4 x 2.4W 304 lumen  
led 2 x 8.4W 907 lumen  
3000K

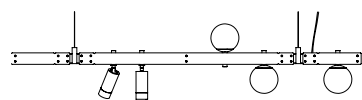






Struttura e faretto in alluminio opaco e sfere in vetro satinato bianco.  
 Structure and spotlights in matt aluminum and spheres in white frosted glass.

**SE264DDINT** (bianco/white)  
**SE264AAINT** (nero/black)  
 sospensione / pendant  
 cm 149 x h max 200  
 led 3 x 2.4W 304 lumen  
 led 2 x 8.4W 907 lumen  
 3000K



**STANT**  
 design  
 edmondo testaguzza






**STANT**  
design  
edmondo testaguzza




Possibilità di realizzare composizioni custom, a sospensione o plafoniera.  
*Available as pendant or ceiling lamp.*





**STANT**  
design  
edmondo testaguzza







**STANT**  
design  
edmondo testaguzza







**STANT**

design  
edmondo testaguzza



Struttura e faretto in alluminio opaco e sfere in vetro satinato bianco.  
Structure and spotlights in matt aluminum and spheres in white frosted glass.

**SE264DDINT** (bianco/white)

**SE264AAINT** (nero/black)

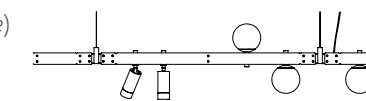
sospensione / pendant

cm 149 x h 200

led 3 x 2.4W 304 lumen

led 2 x 8.4W 907 lumen

3000K





**STANT**  
design  
edmondo testaguzza



Struttura e faretto in alluminio opaco e sfere in vetro satinato bianco.  
Structure and spotlights in matt aluminum and spheres in white frosted glass.

**SE264 DD INT** (bianco/white)

**SE264 AA INT** (nero/black)

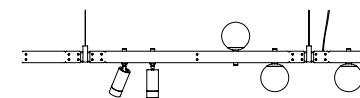
sospensione / pendant

cm 149 x h max 200

led 3 x 2.4W 304 lumen

led 2 x 8.4W 907 lumen

3000K

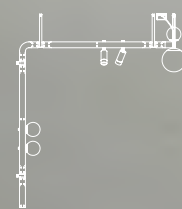




**STANT**  
design  
edmondo testaguzza



Struttura e faretto in alluminio opaco e sfere  
in vetro satinato bianco.  
*Structure and spotlights in matt aluminum  
and spheres in white frosted glass.*



**AP264GGINT** (nero/black)  
**AP264HHINT** (bianco/white)  
applique / wall lamp  
cm 135 x h 165  
led 3 x 2,4W 304 lumen  
led 3 x 8,4W 907 lumen





# FILOMENA

design matteo ugolini

La stanza come un foglio bianco, i cavi come i segni di una matita e i coni come un evidenziatore di tutti i colori e gli oggetti che ci circondano.

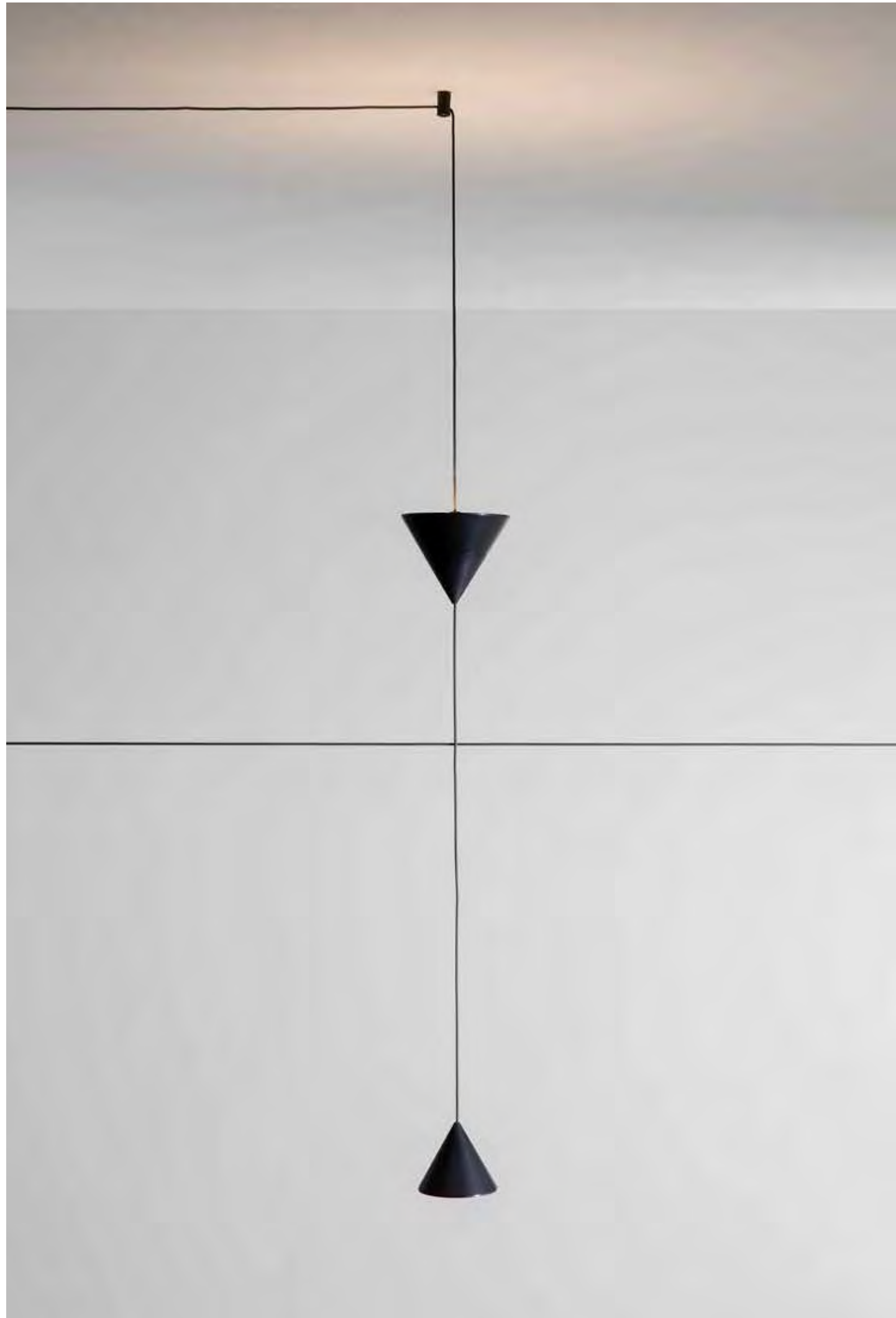
*Rooms are blank slates, cables are pencil marks, and cones highlight the colours and objects that surround us.*











**FILOMENA**  
design  
matteo ugolini



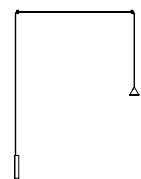


## FILOMENA

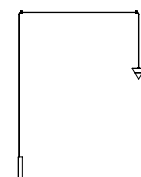
design  
matteo ugolini

Struttura in alluminio nero opaco.  
*Structure in matt black aluminum.*

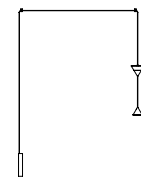
**AP2702NINT** (3000K)  
**AP2701NINT** (2700K)  
applique  
wall lamp  
cono / cone cm Ø8  
led 8.4W 907 lumen  
CRI≥90



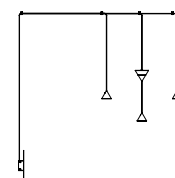
**AP2704NINT** (3000K)  
**AP2703NINT** (2700K)  
applique  
wall lamp  
cono / cone cm Ø11  
led 16.8W 1821 lumen  
CRI≥90



**AP2706NINT** (3000K)  
**AP2705NINT** (2700K)  
applique  
wall lamp  
cono / cone cm Ø8 + Ø11  
led 16.8W 1821 lumen  
led 8.4W 907 lumen  
CRI≥90



**AP270BNINT** (3000K)  
**AP270ANINT** (2700K)  
cluster applique  
cluster wall lamp











## FILOMENA

design  
matteo ugolini

Struttura in alluminio nero opaco.  
Structure in matt black aluminum.

**SE2702NINT** (3000K)  
**SE2701NINT** (2700K)  
sospensione / pendant  
cono / cone cm Ø8 x h 200  
led 8.4W 907 lumen  
CRI≥90

**SE2704NINT** (3000K)  
**SE2703NINT** (2700K)  
sospensione / pendant  
cono / cone cm Ø11 x h 200  
led 16.8W 1821 lumen  
CRI≥90

**SE2706NINT** (3000K)  
**SE2705NINT** (2700K)  
sospensione / pendant  
cono / cone  
cm Ø8 + Ø11 x h 200  
led 16.8W 1821 lumen  
led 8.4W 907 lumen  
CRI≥90


**SE270BNINT** (3000K)  
**SE270ANINT** (2700K)  
sospensione  
pendant  
cm Ø40

**SE270DNINT** (3000K)  
**SE270CNINT** (2700K)  
sospensione  
pendant  
cm Ø70





**FILOMENA**  
design  
matteo ugolini





## FILOMENA

design  
matteo ugolini

Struttura in alluminio nero opaco.  
Structure in matt black aluminum.



**HP2702NINT** (3000K)  
**HP2701NINT** (2700K)  
lampada cielo-terra  
hanging-floor lamp  
cono / cone cm Ø8  
led 8.4W 907 lumen  
CRI≥90



**HP2704NINT** (3000K)  
**HP2703NINT** (2700K)  
lampada cielo-terra  
hanging-floor lamp  
cono / cone cm Ø11  
led 16.8W 1821 lumen  
CRI≥90



**HP2706NINT** (3000K)  
**HP2705NINT** (2700K)  
lampada cielo-terra  
hanging-floor lamp  
cono / cone cm Ø8 + Ø11  
led 16.8W 1821 lumen  
led 8.4W 907 lumen  
CRI≥90





**FILOMENA**  
design  
matteo ugolini





OUTDOOR

TDOOROU

OUTDOOR

TDOOROU



# ABACHINA

design edmondo testaguzza

Piccole sfere di vetro soffiato, ancorate alla struttura metallica a parallelepipedo, rimandano ad un'attività ludica e allo scorrere delle palline sul pallottoliere.

*Little spheres of blown glass, secured to a rectangular metal frame, a reference to games, reminiscent of beads sliding along an abacus.*





## ABACHINA

design  
edmondo testaguzza

Struttura - alluminio opaco  
*Structure- matt aluminum*  
Diffusore - vetro bianco satinato  
*Shade - white frosted glass*

**HP291 N1 EXT** (nero /black)

**HP291 B1 EXT** (bianco /white)

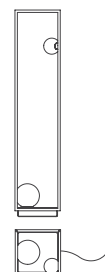
*piantana/floor lamp*

cm 22,5x22,5 h. 103

LED CC 3,2W 410 lm

+ 7,4W 958 lm, 3000K

IP65



**HP291 N2 EXT** (nero /black)

**HP 291 B2 EXT** (bianco /white)

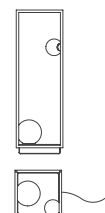
*piantana/floor lamp*

cm 22,5x22,5 h. 70

LED CC 3,2W 410 lm

+ 7,4W 958 lm, 3000K

IP65



**HP291 N3 INT** (nero/black)

**HP291 B3 INT** (bianco/white)

*piantana / floor lamp*

cm 22,5x22,5 h. 103

LED CC 2,6W 360 lm,

**rechargeable batteries 5V**

3000K



**HP 291 N4 INT** (nero/black)

**HP 291 B4 INT** (bianco/white)

*piantana / floor lamp*

cm 22,5x22,5 h. 70

LED CC 2,6W 360 lm,

**rechargeable batteries 5V**

3000K



Accessorio - vassoio

Optional - tray

**AC 291 N1 EXT** (nero/black)

**AC 291 B1 EXT** (bianco/white)

Versioni disponibili:  
APPLIQUE / PIANTANA TERRA / INDOOR

Available versions:  
WALL LAMP / FLOOR LAMP / INDOOR



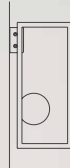


## ABACHINA

design  
edmondo testaguzza

Struttura - alluminio opaco  
*Structure - matt aluminum*  
Diffusore - vetro bianco satinato  
*Shade - white frosted glass*

**AP291 N1 EXT** (nero/black)  
**AP291 B1 EXT** (bianco/white)  
*applique*  
*wall lamp*  
cm 14x16 h. 32  
LED CC 3,2W 410 lm  
3000K  
IP44







# AGUA

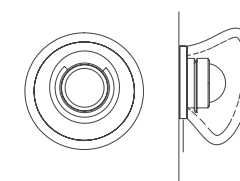
design matteo ugolini - edmondo testaguzza



Struttura in alluminio nero opaco  
*Structure in matt black aluminum*  
Diffusore in vetro  
*Shade in glass*

**AP290 T1 EXT** (trasparente/transparent)  
**AP290 S1 EXT** (acidato/frosted)

applique  
wall lamp  
cm 13 x 9  
LED CC 350mA,  
3,2W, 410 lm 3000K  
IP44



Versioni disponibili:  
APPLIQUE / TAVOLO / INDOOR

Available versions:  
WALL LAMP / FLOOR LAMP / INDOOR



# ALIBABIG

design matteo ugolini



Struttura in vetroresina  
Structure in fiberglass.



**SE616V-EXT**  
sospensione  
pendant  
cm ø 50 h. 110  
2 x max 23W E27  
IP65

Versioni disponibili: APPLIQUE / SOSPENSIONE /  
PIANTANA TERRA / INDOOR  
Available versions: WALL LAMP / PENDANT /  
FLOOR LAMP / INDOOR



## ALIBABIG

design  
matteo ugolini



Struttura in vetroresina.  
Structure in fiberglass.



**SE617V-EXT**  
sospensione  
pendant  
cm ø 40 h. 110  
2 x max 23W E27  
IP65

Versioni disponibili: APPLIQUE / SOSPENSIONE /  
PIANTANA TERRA / INDOOR  
Available versions: WALL LAMP / PENDANT /  
FLOOR LAMP / INDOOR



## ALIBABIG

matteo ugolini

Struttura in vetroresina.  
*Structure in fiberglass.*

### H625V-EXT

*piantana/applique*  
*floor/wall lamp*  
cm 73x48 h. 130  
4 x max 23W E27  
IP65

Versioni disponibili: APPLIQUE /  
SOSPENSIONE / PIANTANA TERRA / INDOOR  
*Available versions: WALL LAMP / PENDANT /*  
*FLOOR LAMP / INDOOR*





# BLACK OUT

design matteo ugolini

Struttura in filamento di vetroresina.  
Structure in fiberglass.

**SE101 1B EXT** (bianco/white)  
**SE1011N EXT** (nera opaca/matt black)  
sospensione / pendant  
cm ø 35 h. 40  
1 x max 23W E27  
IP65

**SE101 2B EXT** (bianco/white)  
**SE1012N EXT** (nera opaca/matt black)  
sospensione / pendant  
cm ø 50 h. 60  
1 x max 23W E27  
IP65

**HP101 2B EXT** (bianco/white)  
**HP1012N EXT** (nera opaca/matt black)  
piantana / floor lamp  
cm 60x180 ø 50  
1 x max 23W E27  
IP65

Versioni disponibili: SOSPENSIONE / PIANTANA TERRA / INDOOR  
Available versions: PENDANT / FLOOR LAMP / INDOOR



# CELL

design matteo ugolini



Struttura in acciaio inox, paralume in metacrilato (PMMA) bianco.  
*Structure in stainless steel, shade in white methacrylate (PMMA).*



**M615-EXT** (bianco/white)  
**HP615 DM EXT** (bronzo/bronze)  
lampada da terra / floor lamp  
cm ø 55 h. 88  
1 x max 23W E27  
IP65



**M612-EXT** (bianco/white)  
**CT612 AM EXT** (bronzo/bronze)  
lampada da terra / floor lamp  
cm ø 57 h. 62  
1 x max 23W E27  
IP65



**M613-EXT** (bianco/white)  
**HP613 BM EXT** (bronzo/bronze)  
lampada da terra / floor lamp  
cm ø 84 h. 89  
1 x max 23W E27  
IP65

Versioni disponibili:  
SOSPENSIONE / PIANTANA TERRA / INDOOR  
Available versions:  
PENDANT / FLOOR LAMP / INDOOR



## CELL

design  
matteo ugolini

Struttura in acciaio inox, paralume in metacrilato (PMMA) bianco.  
*Structure in stainless steel, shade in white methacrylate (PMMA).*



**SE615-EXT** (bianco/white)  
**SE615 DM EXT** (bronzo/bronze)  
sospensione / pendant  
cm ø 55 h. 88  
1 x max 23W E27  
IP65



**SE612-EXT** (bianco/white)  
**SE612 AM EXT** (bronzo/bronze)  
sospensione / pendant  
cm ø 57 h. 59  
1 x max 23W E27  
IP65



**SE613-EXT** (bianco/white)  
**SE613 BM EXT** (bronzo/bronze)  
sospensione / pendant  
cm ø 84 h. 87  
1 x max 23W E27  
IP65


Versioni disponibili:  
SOSPENSIONE / PIANTANA TERRA / INDOOR  
Available versions:  
PENDANT / FLOOR LAMP / INDOOR



# DON'T TOUCH

design matteo ugolini

Struttura in tecnopolimero grigio opaco,  
bacchette in PVC bianco opaco.  
*Structure in matt grey techno-polymer, sticks in  
matt white PVC.*



**HP153 AB EXT (3000K)**  
**HP153 BB EXT (2700K)**  
lampada da terra / floor lamp  
Ø42 x h 108 cm  
LED module 1x29W, 2600 lm  
CRI ≥ 80 - IP67

Versioni disponibili: PIANTANA TERRA / INDOOR  
Available versions: FLOOR LAMP / INDOOR




**DON'T TOUCH**

design  
matteo ugolini



Struttura in tecnopolimero grigio opaco,  
bacchette in PVC bianco opaco.  
*Structure in matt grey techno-polymer, sticks in  
matt white PVC.*



**HP153 AB EXT** (3000K)  
**HP153 BB EXT** (2700K)  
lampada da terra / floor lamp  
Ø42 x h 108 cm  
LED module 1x29W, 2600 lm  
CRI ≥ 80 - IP67

Versioni disponibili: PIANTANA TERRA / INDOOR  
*Available versions: FLOOR LAMP / INDOOR*

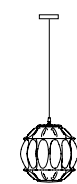


# GINGER

design edmondo testaguzza



Struttura in vetro trasparente.  
Structure in clear glass.



**SE116 2A EXT**  
(paglierino/pale yellow)  
**SE116 2F EXT** (fumé/smoked)  
sospensione / pendant  
cm ø 27 h. 26  
1 x max 52W E27  
IP44



**SE116 1A EXT**  
(paglierino/pale yellow)  
**SE116 1F EXT** (fumé/smoked)  
sospensione / pendant  
cm ø 30 h. 20  
1 x max 52W E27  
IP44



**SE116 3A EXT**  
(paglierino/pale yellow)  
**SE116 3F EXT** (fumé/smoked)  
sospensione / pendant  
cm ø 30 h. 37  
1 x max 52W E27  
IP44



**SE116 5A EXT**  
(paglierino/pale yellow)  
**SE116 5F EXT** (fumé/smoked)  
sospensione / pendant  
cm ø 27 h. 26  
1 x max 52W E27  
IP44



**SE116 4A EXT**  
(paglierino/pale yellow)  
**SE116 4F EXT** (fumé/smoked)  
sospensione / pendant  
cm ø 30 h. 20  
1 x max 52W E27  
IP44



**SE116 6A EXT**  
(paglierino/pale yellow)  
**SE116 6F EXT** (fumé/smoked)  
sospensione / pendant  
cm ø 30 h. 37  
1 x max 52W E27  
IP44

Versioni disponibili: SOSPENSIONE / INDOOR  
Available versions: PENDANT / INDOOR



Project: Arch. François Vieillecroze  
Interior design: Jeanne Vieillecroze  
Ph.: Wilfried Hamel-Raison (Luxury Vision Production)



# GONZAGA

design debonademeo & matteo ugolini

Struttura in alluminio.  
Structure in aluminium.

**SE185 GD EXT** (bianco/white)  
**SE185 GC EXT** (nero/black)  
**SE185 DD EXT** (ottone/brass)  
sospensione / pendant  
cm Ø42 h 8  
LED 13W 1200 lumen  
2700K CRI ≥ 80  
IP65



**SE185 FD EXT** (bianco/white)  
**SE185 FC EXT** (nero/black)  
**SE185 DC EXT** (ottone/brass)  
sospensione / pendant  
cm Ø42 h 8  
LED 13W 1200 lumen  
3000K CRI ≥ 80  
IP65



**SE185 ED EXT** (bianco/white)  
**SE185 EC EXT** (nero/black)  
**SE185 CD EXT** (ottone/brass)  
sospensione / pendant  
cm Ø59 h 8  
LED 13W 1200 lumen  
2700K CRI ≥ 80  
IP65



**SE185 BD EXT** (bianco/white)  
**SE185 BC EXT** (nero/black)  
**SE185 CC EXT** (ottone/brass)  
sospensione / pendant  
cm Ø59 h 8  
LED 13W 1200 lumen  
3000K CRI ≥ 80  
IP65




Versioni disponibili: SOSPENSIONE / INDOOR  
Available versions: PENDANT / INDOOR



# KIMONO

design matteo ugolini



Struttura in vetroresina bianco.  
Structure in white fiberglass.

 **SE636V-EXT**  
sospensione  
pendant  
cm ø 40 h. 85  
1 x max 23W E27  
IP65

Versioni disponibili: SOSPENSIONE / INDOOR  
Available versions: PENDANT / INDOOR





**KIMONO**  
design matteo ugolini

Struttura in vetroresina bianco.  
Structure in white fiberglass.



**SE635V-EXT**  
sospensione  
pendant  
cm ø 50 h. 70  
1 x max 23W E27  
IP65

Versioni disponibili: SOSPENSIONE / INDOOR  
Available versions: PENDANT / INDOOR



Struttura - alluminio opaco  
Structure - matt aluminum  
Diffusore - silicone bianco opaco  
Shade - matt white silicone

**SE293 BN EXT** (nero/black)  
**SE293 BO EXT** (bronzo/bronze)  
sospensione / pendant  
cm 100x300 (max) Ø 2,3  
LED 24V, 14,4W, 922 lm,  
3000K  
IP65

Versioni disponibili: SISTEMA / INDOOR  
Available versions: SISTEMA / INDOOR

# LEDA

design debonademeo





**LEDA**  
design  
debonademeo

Struttura - alluminio opaco  
Structure - matt aluminum  
Diffusore - silicone bianco opaco  
Shade - matt white silicone

**SE293 N1 EXT** (nero/black)  
**SE293 O1 EXT** (bronzo/bronze)  
sospensione  
pendant  
cm 100x300 (max) Ø 2,3  
LED 24V, 14,4W, 922 lm,  
3000K  
IP65

OUTDOOR



# MOBY DICK

design matteo ugolini

Struttura in vetroresina, finitura esterna liscia, interna naturale.  
Structure in fiberglass, smooth outer finishing, rough inner finishing.



## SE646P-EXT

sospensione  
pendant  
cm 90x30 h. 30  
1 x max 20W E27  
IP44



## SE647G-EXT

sospensione  
pendant  
cm 150x55 h. 55  
1 x max 20W E27  
IP44


Versioni disponibili:  
APPLIQUE / SOSPENSIONE / INDOOR  
Available versions:  
WALL LAMP / PENDANT / INDOOR



# MOVIDA

design matteo ugolini &  
edmondo testaguzza

Struttura in alluminio bianco opaco.  
*Structure in matt white aluminum.*



**AP262 BC EXT** (3000K)  
**AP262 BE EXT** (2700K)  
applique / wall lamp  
cm Ø5,5 x 9,8 x h 14,5  
led 2 x 3,2W 410 lumen  
CRI≥90  
IP55

Struttura in alluminio nero opaco.  
*Structure in matt black aluminum.*



**AP262 NR EXT** (3000K)  
**AP262 NP EXT** (2700K)  
applique / wall lamp  
cm Ø5,5 x 9,8 x h 14,5  
led 2 x 3,2W 410 lumen  
CRI≥90  
IP55

Accessorio disco deflettore.  
*Deflector plate optional.*



**AC262 BN EXT**  
(alluminio bianco /  
white aluminum)

Versioni disponibili: INDOOR  
*Available versions: INDOOR*





# N I



# L O

## Nilo

design matteo ugolini

Un caldo pomeriggio di mezza estate, Sassocorvaro uno dei tanti magici borghi italiani e il suo fiume. Risveglio di rumori, profumi, grida felici e di quelle spensierate giornate passate con gli amici a giocare tra lo scorrere dell'acqua e quelle buffe e tanto decorative piante acquatiche.

*A warm mid-summer afternoon in Sassocorvaro – one of the many magical Italian villages – and its river. The awakening of sounds, scents, happy shouts and carefree days spent playing with friends, between the running water and those funny ornamental water plants.*





**NILO**  
design  
matteo ugolini

Struttura in alluminio nero opaco e diffusore in resina bianco opaco.  
*Structure in matt black aluminium and shade in matt white resin.*

**HP211DN EXT** (118 cm)  
**HP211EN EXT** (150 cm)  
**HP211FN EXT** (220 cm)  
piantana / floor lamp  
3,2W 2700K  
410 lumen, 350mA



picchetto / stake included 35 cm  
IP65

Struttura in alluminio nero opaco e diffusore in resina bianco opaco.  
*Structure in matt black aluminium and shade in matt white resin.*

**HP211AN EXT** (118 cm)  
**HP211BN EXT** (150 cm)  
**HP211CN EXT** (220 cm)  
piantana / floor lamp  
3,2W 2700K  
410 lumen, 350mA



attacco a terra  
ground fastening accessory  
IP65

Versioni disponibili:  
APPLIQUE / PIANTANA TERRA / INDOOR

Available versions:  
WALL LAMP / FLOOR LAMP / INDOOR





NILO  
design  
matteo ugolini



Struttura in alluminio nero opaco  
e diffusore in resina bianco opaco.  
Structure in matt black aluminium  
and shade in matt white resin.



**AP211PN EXT**  
applique / wall lamp  
cm 64 x 9  
3,2W 2700K  
410 lumen, 350mA  
IP44





# PLANCTON

design matteo ugolini

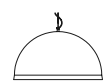


Struttura in vetroresina con bordi sfrangiati.  
Structure in fiberglass with unfinished borders.

Versioni disponibili: SOSPENSIONE / INDOOR  
Available versions: PENDANT / INDOOR



**SE648/IPB-EXT**  
sospensione / pendant  
cm ø 45 h. 25  
1 x max 20W E27  
IP44



**SE649/IGB-EXT**  
sospensione / pendant  
cm ø 75 h. 40  
1 x max 20W E27  
IP44





# P O I S

design matteo ugolini

Struttura - alluminio nero opaco  
Structure - matt black aluminum  
Diffusore - resina bianca  
Shade - white resin

## HP292 AN EXT

*piantana*  
floor lamp  
cm h. 93  
LED 3.2w, 410 lm,  
3000K  
IP65



## HP292 BN EXT

*piantana*  
floor lamp  
cm h. 118  
LED 3.2w, 410 lm,  
3000K  
IP65



## HP292 CN EXT

*piantana*  
floor lamp  
cm h. 158  
LED 3.2w, 410 lm,  
3000K  
IP65







**POIS**  
design  
matteo ugolini

Struttura - alluminio nero opaco  
Structure - matt black aluminum  
Diffusore - resina bianca  
Shade - white resin

**HP292 AN EXT**  
piantana  
floor lamp  
cm h. 93  
LED 3.2w, 410 lm,  
3000K  
IP65



**HP292 BN EXT**  
piantana  
floor lamp  
cm h. 118  
LED 3.2w, 410 lm,  
3000K  
IP65



**HP292 CN EXT**  
piantana  
floor lamp  
cm h. 158  
LED 3.2w, 410 lm,  
3000K  
IP65



OUTDOOR



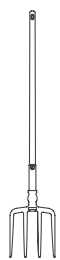
# TOBIA

design matteo ugolini



Struttura in tecnopolimero bianco.  
Structure in white techno-polymer.

Versioni disponibili: PIANTANA TERRA / INDOOR  
Available versions: FLOOR LAMP / INDOOR



**HP145 1F EXT**  
piantana  
floor lamp  
cm b.36 x p.8 x h.165  
13W LED, 1430 lumen  
3000K - IP65



**HP145 2P EXT**  
piantana  
floor lamp  
cm b.36 x p.8 x h.165  
13W LED, 1430 lumen  
3000K - IP65



**HP145 3R EXT**  
piantana  
floor lamp  
cm b.46 x p.12 x h.165  
13W LED, 1430 lumen  
3000K - IP65





# ULULÌ ULULÀ

design matteo ugolini



Struttura in vetroresina con inserti in pizzo.  
Structure in fiberglass with lace inserts.



**M648PB-EXT (ULULÌ)**  
lampada da terra / floor lamp  
cm ø 45  
1 x max 70W E27 - IP65



**M649GB-EXT (ULULÀ)**  
lampada da terra / floor lamp  
cm ø 75  
1 x max 105W E27 - IP65



Struttura in vetroresina con inserti in pizzo.  
Structure in fiberglass with lace inserts.



**SE648PB-EXT (ULULÌ)**  
sospensione / pendant  
cm ø 45  
1 x max 70W E27 - IP65



**SE649GB-EXT (ULULÀ)**  
sospensione / pendant  
cm ø 75  
1 x max 105W E27 - IP65

Versioni disponibili: SOSPENSIONE / PIANTANA TERRA / INDOOR  
Available versions: PENDANT / FLOOR LAMP / INDOOR



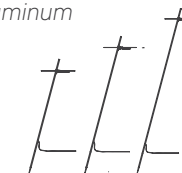
# XANA

design edmondo testaguzza



Struttura in alluminio verde opaco  
Structure in matt green aluminum

**HP260 1V EXT** (73 cm)  
**HP260 2V EXT** (96 cm)  
**HP260 3V EXT** (130 cm)  
piantana / floor lamp



picchetto / stake included h33 cm  
led 7.4W 958 lumen 3000K  
IP65



*Concept: matteo ugolini / adv media lab*  
*Photo: factory snc / oddo boni / studio leon*  
*Image: eido visual / matteo avaltroni*  
*Layout: adv media lab*  
*Print: arti grafiche stibu*







© **KARMAN** 2023

Fossombrone PU - Italy  
phone +39 0721 715042 r.a.  
[www.karmanitalia.it](http://www.karmanitalia.it)

